

BUDGET
GENERAL
FUNDS
2024-2025



Mayor Frank J. Picozzi

This Page Intentionally Left Blank

TABLE OF CONTENTS

MAYOR’S BUDGET MESSAGE

Table 1: Statement of Revenues and Expenses..... 1
Table 2: General Fund Expenditures..... 2
Table 3: Line Item Expenditure Summary..... 6
Chart A: General Fund Revenues..... 7
Chart B: General Fund Expenditures..... 8

EXECUTIVE & ADMINISTRATION

Executive & Administration..... 9
Executive..... 11
Legal..... 11
City Clerk..... 12
Probate Court..... 12
Municipal Court..... 12
Personnel..... 13
Legislative..... 14
Board of Canvassers..... 15
Finance..... 16
Treasury..... 16
Debt Service/Principal..... 17
Debt Service/Interest..... 17
City Collector..... 18
City Assessor..... 19
Management Information Systems..... 20
Purchasing..... 21
Boards & Commissions..... 22

PUBLIC SAFETY

Public Safety 23
Animal Shelter..... 24
Police..... 25
Organized Crime & Drug Enforcement..... 27
Alcohol & Highway Enforcement..... 27
Police Grants..... 27
Fire..... 28
Warwick Emergency Management..... 30
Fire Grants..... 30
Building Inspection..... 31

SOCIAL SERVICES

Social Services 32
Parks & Recreation..... 33
Library..... 34
Human Services..... 35
Senior Centers..... 37
Senior Transportation..... 37

PHYSICAL RESOURCES

Physical Resources 38
Community Development..... 39
City Planning..... 40
Tourism, Culture & Development..... 41
Public Works/Administration..... 42
Public Works/Highway..... 43
Public Works/Recycling-Sanitation..... 44
Public Works/Recycling Compost..... 44
Public Works/Automotive..... 45
Public Works/Building Maintenance..... 46
Public Works/Engineering..... 47

Public Works/Thayer & Warburton	48
Public Works/McDermott Pool.....	48
Public Works/Field Maintenance.....	49

EMPLOYEE BENEFITS, FIXED COSTS

Employee Benefits & Fixed Costs	50
Employee Benefits.....	51
Insurance.....	52
Council Claims.....	52
Postage.....	53
Fixed Costs.....	53
Pensions.....	54
Schools.....	55
General Fund Totals.....	57

REVENUES

Revenue Highlights.....	58
State Aid	59
Federal Aid.....	59
Licenses & Fees	60
Other	62
Enterprise Fund Transfers	63
Reconciliation of American Rescue Plan Funding	63
Table 4: Property Tax Revenues	64

City of Warwick – Fiscal Year 2025 Budget Message

Members of the Honorable Warwick City Council, and residents of the City of Warwick:

This is the fourth budget that I have presented to you as Mayor of Warwick. I would first note that we remain in excellent financial condition, with substantial reserves that remain at healthy levels, even in the current high inflationary environment, and while contending with non-discretionary budget constraints.

Every year brings with it new possibilities and new challenges. Chief among the challenges we are facing is the borrowing of substantial sums to finance the construction of two new high schools. There is also the perennial personnel cost increases we face; with inflation remaining at over 3%, and recruiting challenges, it is unrealistic to expect city staff to go without modest compensation improvement. My administration is currently negotiating with collective bargaining groups representing police officers and municipal employees. For their part, the Warwick School Committee and the Warwick Teachers Union negotiated pay increases beginning next school year that average 2.75%.

We are also challenged by modest or flat increases in state aid both for the city and schools. Municipalities were promised that in repealing the car tax, cities and towns would be made whole through indexing of state aid to compensate for the associated loss in car tax revenue. Instead, we have experienced three years in a row of level funding. Had the state executed the car tax phase out in the same manner they sold the proposal to the general public, the 3% indexing would generate an additional \$750,000 in state aid for Warwick in FY25. Municipalities were also promised full reimbursement for the \$50,000 tangible tax exemption. Instead, we are shortchanged over \$240,000. I, along with my fellow mayors and town managers across the state, have urged the Governor and General Assembly leadership to live up to their promises on car tax aid, tangible tax reimbursements, and an equitable distribution of school aid. I will continue to do so, while advocating for state interest reimbursement on school construction debt before project completion.

In crafting our city's operating budget, it is always my goal to avoid raising taxes unnecessarily on Warwick residents and businesses. In the three previous budgets that I submitted and were enacted by this City Council, my administration was able to avoid tax rate increases. The budget I propose to you today increases spending 2.2% over the current year's approved budget, from \$353.2 million to \$360.8 million. This includes a modest, but necessary, tax rate increase of approximately 1.5%, which is associated principally with borrowing costs for previous and ongoing school construction projects, as well as shortfalls in promised state aid.

Budget Details

Expenses

Budgeted municipal costs increase 2.3% over the adopted FY24 budget. The overall Warwick Public Schools budget increases 2% from the amount approved by the City Council last May, with a local contribution increase of 2.6%.

Administrative costs are budgeted to cover previously-negotiated cost increases in the Fire Department. In the Board of Canvassers, there is an increase of \$200,000 to cover the cost of the September and November 2024 elections, and \$250,000 in the Assessor's Office associated with the cost of the full revaluation of property, required under state law. There is an increase of \$1.9 million in borrowing costs associated with school construction.

While we have seen cost increases of over 5% for health insurance, this will be offset by \$2 million in medical and dental insurance reserves, which remain healthy. Pension and OPEB costs increase precisely 2.5% in accordance with the Ordinance adopted by the Council last July. Based upon the recommendation of a recent professional study authorized by the Retirement Board and public safety pension fiduciaries, this budget includes the creation of a pension administrator position within the Personnel Department. This position, which will be financed through pension assets as allowed for under statute, will not be created until affirmative action is taken by the Retirement Board.

\$1 million has been budgeted in other benefits to cover yet-to-be negotiated pay increases for police officers and municipal workers, as well as a raise for non-union employees commensurate with the yet-to-be negotiated pay increases previously referenced.

Lastly, this budget proposes a continued freeze on police officer contributions for pension benefits. The current 18.54% rate is the highest in the state, hindering recruitment and retention. Freezing the rate will require an additional \$80,000 contribution by the city.

Revenues

While there was minimal growth in most state aid programs, we are projecting a \$1.2 million increase in school construction aid associated with elementary and middle school projects completed this past summer. Upon the recommendation of the Warwick Police Department, my administration is moving forward a traffic safety program that will utilize traffic cameras. After a thorough study of our peer municipalities, we can comfortably estimate annual associated revenues of \$2.5 million. Implementation of this

program is not expected until late fall of calendar year 2024; as such, this budget conservatively estimates \$1.3 million in associated revenue in FY25. Hospitality revenues and short-term investment revenues also remain robust. I would also note that we are estimating \$2.8 in reimbursements from the state for the \$50,000 tangible tax exemption, which, as noted, is an estimated \$240,000 short of what Warwick should be receiving from the state on tangible taxes.

The city's annual audit for FY23 provided several new insights into the city's significant reserves. Following the audit's completion, and upon my instruction, the Finance Director analyzed special revenue and capital project fund balances that the audit identified. My administration is confident that a net of \$900,000 of these balances can revert to the general fund to support FY25 activities. We also identified over \$1 million in special historical archive revenues that remain unspent. I have directed the Executive Director of the Warwick Public Library to collaborate with the City Clerk and Finance Director to develop a plan for prudent use of these funds, which will meet the test of maintaining and storing our city's most important records.

Property values have grown by $\frac{3}{4}\%$, with greater increases in commercial values as Warwick continues to be a desirable city for real estate and commercial investment. As I mentioned earlier, the city's voters, the School Committee, and the City Council all endorsed proceeding with building two new high schools at a cost of \$350 million. This summer the city will begin borrowing for this project and for elementary and middle school projects authorized in 2020. While eventual subsidies for the high school project by the state will approximate 50%, there will be significant interest and some principal costs associated with this borrowing, with payments beginning in FY25. This budget projects those increased debt service costs at \$1.9 million. The proposed tax rate increase of approximately 1.5% is directly tied to the school construction projects, with more than half of the associated revenue enhancements going to finance those borrowing costs. As Mayor, I have promised from the beginning that if the city moved forward on this bond that my administration would do so in a manner that paid special attention to lightening the burden on taxpayers. I was especially concerned for our seniors and those living on a fixed income that any taxes that must be raised to support this project not impose too great a burden on those who live on the financial margins. This proposed budget was crafted with that concern in mind, and is in keeping with my promise: lessening the burden to taxpayers as much as possible while making this historic investment in the future of our children.

The remaining part of the proposed tax rate increase is directly associated with shortfalls in financial aid, previously assured to municipalities by our state government. Had the State lived up to its promises on car tax reimbursements, full reimbursement of the \$50,000 tangible tax exemption, and provided more than a meager funding increase in state school aid, this tax rate increase would not be necessary. I will continue to lobby the Governor and Legislative leaders on these issues.

There is also a modest use of fund balance (\$2.7 million) and non-general fund sources (\$900,000) mentioned earlier used to balance the budget. This is lower than the \$7.1 million of fund balance budgeted in FY24, although we are projected to end the fiscal year having used only \$1.3 million. As has been my directive in previous years, every effort will be made to maintain our robust reserves. We also expect a significant balloon payment from the state when the high schools are completed and a decline in pension contributions to offset current use of reserves. This is expected to occur in FY28.

Economic Development and Growth

My administration has taken a proactive approach to Economic Development, reviving the once dormant city department into one that works hand-in-hand with small business owners and large scale developers alike. In the past three-and-one-quarter years, Warwick has experienced tremendous economic growth, generating momentum that we continue to build off of today. In spite of increased costs of commercial lending due to higher interest rates, the city continues to enjoy significant investment in commercial and multi-unit residential projects. These investments, upon completion, will improve economic outcomes in our city through enhanced non-residential tax revenues, expanded housing opportunities, and increased employment in construction and warehousing, office, and retail. Importantly, the substantial added value realized by the commercial and large apartment additions to the city will not require an increase in the cost of municipal or school services.

The need for housing continues to drive many projects, and the city is experiencing growth in both single-family residential and large-scale apartment development. The former John Wickes and Randell Holden Elementary School properties have been sold and are being developed into a total of 60 new starter homes, providing much-needed housing opportunities for young families. Commercial development along Post Road and Bald Hill Road remains robust, with multiple projects on both corridors. Development interest in City Centre Warwick remains very strong, with several large projects proceeding through permitting.

Notable development projects include the following:

- Ann & Hope Plaza – The former Ann & Hope building has been purchased by U-Haul corporate (Amerco) and is being converted to self-storage, retail and a vehicle rental and service center. In addition, U-Haul is constructing a 24,000sf warehouse in the northeast corner of the property. Two new quick-serve restaurants and a retail space are also proposed to be constructed on

the southeast corner of the property. This development includes substantial new landscaping along the Post Road corridor and signalized intersection enhancements.

- Carvel Plaza – The former Carvel property at the intersection of Airport and Post Roads is proposed to become a mixed-use development with a new bank and retail space. This project also includes intersection modifications.
- 2119 Post Road - A 214-unit, four-story apartment complex (two buildings) represents approximately \$45 million+/- in capital investment. During the two-year construction phase, it will employ 100 plus construction jobs throughout the entire process. This is a signature project in the redevelopment of the area known as City Centre Warwick, with construction expected to commence by June of 2024.
- 2245 and 2267 Post Road - Two vacant parcels formerly owned by New England Institute of Technology have been acquired by a Florida-based hotel developer. Permitting is complete for a new 122-room WoodSpring Suites Hotel and permitting is expected to be complete for a new 124-room Echo Suites Hotel later this year or early 2025. The combined 246 rooms will replace the 238 rooms that are being converted to apartments at 1850 Post Road (former Sheraton Hotel property).
- 2826 Post Road – Permitting is complete, with construction expected to commence within the next year for a 9,500sf mixed-use building along Post Road, with 48,000sf of contractor storage to be located in the rear of the property with an additional 6,900sf of self-storage.
- Skye City Centre has made a submission for Administrative review within the Intermodal District at 745 Jefferson Boulevard. The catalytic, mixed-use project is located directly across from the InterLink and is proposed to include 297 residential units and a restaurant. The project represents nearly \$75 million worth of investment for the City. It is expected that permitting for this transformational project will be complete by year's end.
- At 1119 Division Street, a new Scrub-a-Dub car wash is fully permitted and expected to be constructed within the next year. This complementary project is located next to the recently completed Neon gas station with shared access to Division Road.
- 336 Bald Hill Road – Multiple lots have been assembled by a developer at the site of the former Red Rice restaurant, which is being demolished and replaced with a Raising Cane's, an international fast food chain founded in Baton Rouge, Louisiana in 1966. Construction began in April of 2024 and is expected to be complete by early 2025.

- 989/1009 Centerville Road – The long-vacant TGIF building has been acquired and is being redeveloped into an emergency veterinary services use in one-half of the building with a quick serve restaurant to occupy the remaining half. An additional restaurant is planned to be constructed on the adjacent lot owned by the same development company.

These projects, as well as others and associated initiatives, are sending a strong signal to developers that in the City of Warwick we are committed to investing in and improving our community. These projects include, but are not limited to, the relocation and enhancement of our 70-year-old Emergency Operations Center to the Potowomut Fire Station; improvements and enhancements to the Apponaug Babe Ruth facility; the long-awaited Greenwood Credit Union City Hall Plaza, for which ground was broken last month; construction of a new, handicapped-accessible playground, boardwalk, and splash pad at Oakland Beach, and a variety of improvements throughout Warwick’s neighborhoods.

Additionally, we have seen dozens of new businesses open up during this fiscal year, bringing with many of them facade and landscaping upgrades to further improve the aesthetics of our community. And, in conjunction with the Rhode Island Department of Transportation, this year Post Road will be completely repaved, providing sorely-needed upgrades along the stretch of roadway that serves as the welcoming gateway to travelers visiting our City and our State.

American Rescue Plan – ARPA and Lease Purchase

The City received \$39.4 million in ARPA funds from the federal government associated with the COVID-19 pandemic. ARPA funds must be encumbered by December 31, 2024 and expended by December 31, 2026. The Congress of the United State saw fit to allocate to the City of Warwick \$39.4 million in ARPA funds. My administration is committed to ensuring that no ARPA dollars remain unspent for return to the federal government.

In previous budgets I committed my administration to the prudent use of ARPA funds, earmarking them for one-time costs and to reduce costs going forward. I am proud to report that because of our judicious use of these funds, my administration has made strategic investments across the whole of city government. Nowhere have these improvements had a greater effect on direct services to our residents than in our various vehicle fleets. Upon taking office in January 2021, I encountered a sanitation fleet that was depleted, unreliable, in disrepair, and rolling out only three trash vehicles on some days. Today, the sanitation fleet deploys

upwards of 14 vehicles a day. Inspectors & assessors who were making their rounds in vehicles that may not have passed inspection are now carrying out their duties in a fleet of new vehicles that are safe and pass inspection on all points. Our Fire Department, which was relying on trucks and rescues loaned from other departments across the state, now stands equipped with five new rescues and four new engines acquired through ARPA dollars and Lease/Purchase.

This budget continues my commitment to utilize ARPA funds for one-time expenses, with a focus on critical capital acquisition throughout city government, especially in the Police, Fire and Public Works departments. Critical needs in these departments remain, with this budget reflecting planned purchases in FY25 totaling almost \$5 million, which the remaining ARPA balance will support as the dollar of first resort. We are projecting that just \$2.5 million in ARPA funds are remaining for obligation in FY25. This number could be higher, depending on the final costs associated with major projects such as the Greenwood Credit Union City Hall Plaza. The Lease/Purchase program that my administration began for capital acquisition projects during my first year in office will be reactivated to finance the remaining purchases, as well as those purchases projected in the fiscal years to come.

The following table summarizes completion of spending for FY25 and planned spending from ARPA and lease-purchase spending for FY25. A detailed listing of the projects proposed can be found in the capital budget.

		FY 24 Revised Committed (In \$ hundreds)	FY 24 Revised Pending (In \$ hundreds)	FY 25 Proposed (In \$ hundreds)
Remaining ARPA	\$22,116			\$2,618
Information Technology	\$1,050	\$936	\$114	\$229
Police	\$3,796	\$2,173	\$1,623	\$1,132
Fire	\$2,025	\$2,025	\$0	\$2,240
Parks and Recreation	\$3,320	\$409	\$2,911	\$0
Senior Services	\$509	\$410	\$99	\$31
Library	\$0	\$0	\$0	\$434
Planning				\$637
Animal Shelter	\$62	\$62	\$0	\$0
Building	\$42	\$25	\$17	\$0
Public Works	\$5,415	\$2,515	\$2,900	\$707
Planning	\$342	\$84	\$258	\$0
Assessor	\$187	\$187	\$0	\$0
City Clerk	\$18	\$0	\$18	\$50
Ward Projects	\$1,732	\$807	\$925	\$0
Schools	\$1,000	\$0	\$1,000	\$0
Total	\$19,498	\$9,633	\$9,865	\$5,460
Funding			\$0	
ARPA	\$19,498	\$9,633	\$9,865	\$2,618
Grants			\$0	\$1,071
Lease-Purchase			\$0	\$1,771
Total	\$19,498	\$9,633	\$9,865	\$5,460

Enterprise Funds

The capital and enterprise budget provides detailed capital and enterprise fund spending plans. I do want to note that in both the Water Division and Sewer Authority, instead of borrowing from the Rhode Island Infrastructure Bank, my administration is proposing using renewal and replacement reserves for capital initiatives, as I believe it is most prudent to use first our available enterprise reserves before turning to increased borrowing. The rate structure of both entities allows for building up reserves for this exact purpose, especially in the Water Division, where, after many years of lagging investment in capital projects, the reserves have become material. At my direction, the Water Division has pursued a robust list of projects, including a \$2.9 million lead-line service replacement program which, when finished, will make Warwick the first municipality to entirely eliminate lead lined water service to residences. The Water Division will also utilize \$800,000 for the Congressional grant match on the Route 37 connector. Additionally, this budget proposes using \$700,000 of Sewer Authority reserves for more modest projects, as the WSA continues significant capital projects begun in previous fiscal years while concurrently investing in upgraded technology. I am proud to state that after many decades of discussion, planning, and recent action, FY25 will see the completion of the Bayside Sewer Project, which was supported by \$7 million in ARPA funds in previous fiscal years. This project, which has already begun servicing homes in the neighborhood, is scheduled for completion in September 2024.

Schools

The FY2024 budget, which was approved by the Warwick City Council in May 2024, was \$353.2 million. Of that, \$185.9 million, or over 52%, was for the Warwick Public Schools (WPS). Based upon the Council's later action in September of the same year to allocate an additional \$700,000 in increased state aid to the schools and other changes, the final spending plan is now \$186.6 million, or 53% of the entire city budget for FY24. Information provided to WPS by the Rhode Island Department of Education currently indicates that the FY25 amended state budget will provide less than level funding in state school aid for Warwick.

As the city works toward financing the approved and authorized new high schools, my administration has noted with interest the bond disclosure information provided by the WPS. In these documents, WPS and RIDE are clearly projecting continuing enrollment declines. In 2019, there were 8,476 pupils in the WPS; for 2025, the projection is 7,480; by 2028 the number is 7,033. The declines are approximately 2% a year. The whole effort and financial strategy to build two new high schools cannot work if the Superintendent and School Committee refuse to modify costs over the long term to reflect this declining enrollment.

Nevertheless, my administration's budget includes most of the School Committee's original request, which is modest considering the limited projected state school aid. WPS will be facing challenges ahead, and it is of paramount importance that city government

continue to collaborate with WPS to meet those challenges. As I have since taking office, I will continue to work personally with the Superintendent of Schools on matters of mutual concern.

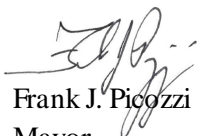
If the final state budget increases school aid as some expect, I will support the School Committee utilizing that funding.

Warwick Public Schools	FY 24 (Millions of \$)	FY 25 (Millions of \$)	% Change	\$ Change
Local Support				
Appropriation	136.8	141.4	3.36%	\$4.6
ARPA	1.0	0		
All Local Support	137.8	141.4	2.61%	\$3.6
State Aid	45.1	45.4	0.06%	0.3
Other Unrestricted	2.8	2.9	3.6%	\$0.1
Total - Warwick Public Schools	\$185.9	\$189.7	2.04%	\$4.0

Here is a summary of the final proposed FY25 budget.

Fiscal Year 2024-2025 City of Warwick Budget (In Millions of Dollars)	FY24 Enacted	FY24 Revised	FY25 Proposed
Revenues			
Property Taxes	\$232.2	\$233.2	\$234.4
State and Federal	\$79.7	\$81.7	\$85.6
Licenses and Fees	\$10.1	\$9.9	\$9.8
Other Revenue	\$21.3	\$22.6	\$24.6
Enterprise Funds	\$2.7	\$2.8	\$2.9
Fund Balance	\$7.1	\$1.3	\$2.6
Non-General Fund			0.9
Total Revenues	\$353.1	\$351.5	\$360.8
Expenses			
Municipal	\$167.3	\$164.9	\$171.1
School	\$185.9	\$186.6	\$189.7
Total Expenses	\$353.1	\$351.5	\$360.8

Respectfully Submitted,


Frank J. Picozzi
Mayor

**THE CITY OF WARWICK
FISCAL YEAR 2025 BUDGET
STATEMENT OF REVENUES & EXPENSES
TABLE 1**

EXPENSES	FY 2022 AUDITED ACTUAL	FY 2023 AUDITED ACTUAL	FY 2024 BUDGET	FY 2024 PROJECTED	FY 2025 BUDGET	\$ CHANGE FROM FY24 BUDGET	% CHANGE
EXECUTIVE AND ADMINISTRATION	15,245,344	17,047,122	16,641,697	16,492,428	19,403,174	2,761,477	16.59%
PUBLIC SAFETY	49,851,112	50,057,545	53,950,609	53,364,453	55,367,495	1,416,886	2.63%
SOCIAL SERVICES	4,744,717	5,023,263	5,348,594	5,138,473	5,441,146	92,552	1.73%
PHYSICAL RESOURCES	14,919,772	15,783,178	18,450,482	17,409,507	18,196,378	(254,104)	-1.38%
EMPLOYEE BENEFITS AND CAPITAL	69,680,442	71,662,097	72,905,519	72,500,573	72,738,852	(166,667)	-0.23%
SCHOOLS	172,353,249	179,451,226	185,914,551	186,667,170	189,700,392	3,785,841	2.04%
TOTAL EXPENSES	\$ 326,794,635	\$ 339,024,432	\$ 353,211,452	\$ 351,572,601	\$ 360,847,437	\$ 7,635,985	2.16%
REVENUES							
STATE AID	58,190,367	73,720,976	76,209,501	77,436,140	81,190,857	4,981,356	6.54%
FEDERAL AID	757,943	524,009	3,451,100	4,299,328	4,402,439	951,339	27.57%
LICENSES AND FEES	10,270,936	9,544,497	10,084,959	9,929,632	9,781,915	(303,044)	-3.00%
OTHER	16,766,235	24,284,015	21,427,381	22,576,490	24,574,014	3,146,633	14.69%
ENTERPRISE FUND TRANSFERS	2,718,485	2,759,157	2,765,821	2,765,821	2,890,822	125,001	4.52%
PROPERTY TAXES	237,056,823	226,287,292	232,163,192	233,200,000	234,379,792	2,216,600	0.95%
FUND BALANCE/ARPA DRAWDOWN	2,965,503	2,359,031	7,109,498	1,365,190	3,627,598	(3,481,900)	-48.98%
TOTAL REVENUES	\$ 328,726,292	\$ 339,478,977	\$ 353,211,452	\$ 351,572,601	\$ 360,847,437	\$ 7,635,985	2.16%

**THE CITY OF WARWICK
FISCAL YEAR 2025 BUDGET
GENERAL FUND EXPENSES
TABLE 2**

	FY 2022 AUDITED ACTUAL	FY 2023 AUDITED ACTUAL	FY 2024 BUDGET	FY 2024 PROJECTED	FY 2025 BUDGET	\$ CHANGE FROM FY24 BUDGET	% CHANGE
EXECUTIVE & ADMINISTRATION							
EXECUTIVE	423,599	442,502	448,620	403,829	453,761	5,141	1.15%
LEGAL	448,000	448,366	456,960	456,960	471,099	14,139	3.09%
CITY CLERK	409,796	511,001	559,052	516,821	587,319	28,267	5.06%
PROBATE COURT	101,788	103,215	110,399	105,496	105,394	(5,005)	-4.53%
MUNICIPAL COURT	25,134	36,226	50,400	43,096	51,400	1,000	1.98%
PERSONNEL	350,597	372,026	419,194	373,481	430,300	11,106	2.65%
LEGISLATIVE	207,876	215,390	325,604	323,362	325,547	(57)	-0.02%
BOARD OF CANVASSERS	180,906	415,418	305,760	266,796	480,722	174,962	57.22%
FINANCE	460,567	398,511	554,320	547,966	552,733	(1,587)	-0.29%
TREASURY	433,181	453,819	541,807	541,111	531,884	(9,923)	-1.83%
DEBT - PRINCIPAL	7,644,760	7,505,780	6,985,060	6,985,060	7,813,975	828,915	11.87%
DEBT - INTEREST	1,504,202	2,530,143	2,186,600	2,801,901	3,898,038	1,711,438	78.27%
CITY COLLECTOR	355,935	400,851	557,763	428,579	588,177	30,414	5.45%
CITY ASSESSOR	867,997	693,782	879,332	771,009	984,960	105,628	12.01%
MANAGEMENT INFORMATION SYSTEMS	1,499,991	2,188,557	1,878,877	1,610,566	1,744,987	(133,890)	-7.13%
PURCHASING	214,644	208,793	256,881	190,562	257,810	929	0.36%
BOARDS & COMMISSIONS	116,372	122,743	125,068	125,834	125,068	-	0.00%
TOTAL EXECUTIVE & ADMINISTRATION	\$ 15,245,344	\$ 17,047,122	\$ 16,641,697	\$ 16,492,428	\$ 19,403,174	\$ 2,761,477	16.59%

**THE CITY OF WARWICK
FISCAL YEAR 2025 BUDGET
GENERAL FUND EXPENSES
TABLE 2**

	FY 2022 AUDITED ACTUAL	FY 2023 AUDITED ACTUAL	FY 2024 BUDGET	FY 2024 PROJECTED	FY 2025 BUDGET	\$ CHANGE FROM FY24 BUDGET	% CHANGE
PUBLIC SAFETY							
ANIMAL SHELTER	207,428	221,698	234,751	218,888	238,980	4,229	1.80%
POLICE DEPARTMENT	21,567,582	22,186,625	23,939,568	23,693,915	24,423,091	483,523	2.02%
ORGANIZED CRIME & DRUG ENFORCEMENT	68,151	118,666	108,860	97,239	103,000	(5,860)	-5.38%
ALCOHOL & HIGHWAY SAFETY	208,133	224,322	297,872	244,109	305,000	7,128	2.39%
POLICE GRANTS	80,250	19,934	146,762	151,377	111,188	(35,574)	-24.24%
FIRE DEPARTMENT	26,539,698	26,041,589	27,859,249	27,561,100	28,820,770	961,521	3.45%
WARWICK EMERGENCY MANAGEMENT	66,791	103,627	140,400	154,800	140,400	-	0.00%
FIRE GRANTS	260,294	184,611	146,435	221,435	146,435	-	0.00%
BUILDING INSPECTOR	852,785	956,473	1,076,712	1,021,589	1,078,631	1,919	0.18%
TOTAL PUBLIC SAFETY	\$ 49,851,112	\$ 50,057,545	\$ 53,950,609	\$ 53,364,453	\$ 55,367,495	\$ 1,416,886	2.63%
SOCIAL SERVICES							
PARKS AND RECREATION:							
PARKS & RECREATION DPT	775,736	891,095	917,228	891,203	967,993	50,765	5.53%
WARWICK PUBLIC LIBRARY	3,030,142	3,031,430	3,224,420	3,062,058	3,245,632	21,212	0.66%
HUMAN SERVICES:							
ADMINISTRATION	350,935	366,124	344,197	358,388	334,380	(9,817)	-2.85%
SENIOR CENTER	409,986	478,981	567,222	551,027	578,737	11,515	2.03%
SENIOR TRANSPORTATION	177,919	255,634	295,527	275,796	314,404	18,877	6.39%
TOTAL SOCIAL SERVICES	\$ 4,744,717	\$ 5,023,263	\$ 5,348,594	\$ 5,138,473	\$ 5,441,146	92,552	1.73%

**THE CITY OF WARWICK
FISCAL YEAR 2025 BUDGET
GENERAL FUND EXPENSES**

TABLE 2

	FY 2022 AUDITED ACTUAL	FY 2023 AUDITED ACTUAL	FY 2024 BUDGET	FY 2024 PROJECTED	FY 2025 BUDGET	\$ CHANGE FROM FY24 BUDGET	% CHANGE
PHYSICAL RESOURCES							
DEPARTMENT OF CITY PLAN	645,941	589,072	1,097,270	1,092,536	650,164	(447,106)	-40.75%
TOURISM, CULTURE & DEVELOPMENT	589,255	515,811	765,339	656,375	734,566	(30,773)	-4.02%
COMMUNITY DEVELOPMENT	177,714	1,108,392	318,657	275,180	282,698	(35,959)	-11.28%
PUBLIC WORKS DEPARTMENT:							
ADMINISTRATION	211,010	633,420	762,223	802,063	804,312	42,089	5.52%
HIGHWAY DIVISION	3,184,841	3,371,358	3,935,032	3,756,055	4,076,938	141,906	3.61%
RECYCLING / SANITATION DIVISION	2,952,573	2,912,671	3,382,297	3,264,963	3,521,573	139,276	4.12%
AUTOMOTIVE DIVISION	2,840,950	3,030,168	3,420,255	3,095,720	3,363,490	(56,765)	-1.66%
BUILDING MAINTENANCE	1,196,578	1,209,134	1,328,638	1,221,573	1,353,459	24,821	1.87%
ENGINEERING DIVISION	1,195,123	533,094	1,175,421	1,118,344	1,091,658	(83,763)	-7.13%
RECYCLING / COMPOSTING	128,826	92,980	108,000	98,514	108,000	-	0.00%
FIELD MAINTENANCE	676,703	687,769	811,532	746,911	865,399	53,867	6.64%
THAYER & WARBURTON ARENA	944,867	877,933	1,045,986	1,008,983	1,034,205	(11,781)	-1.13%
MCDERMOTT SWIMMING POOL	175,392	221,375	299,832	272,290	309,916	10,084	3.36%
TOTAL PHYSICAL RESOURCES	\$ 14,919,772	\$ 15,783,178	\$ 18,450,482	\$ 17,409,507	\$ 18,196,378	\$ (254,104)	-1.38%

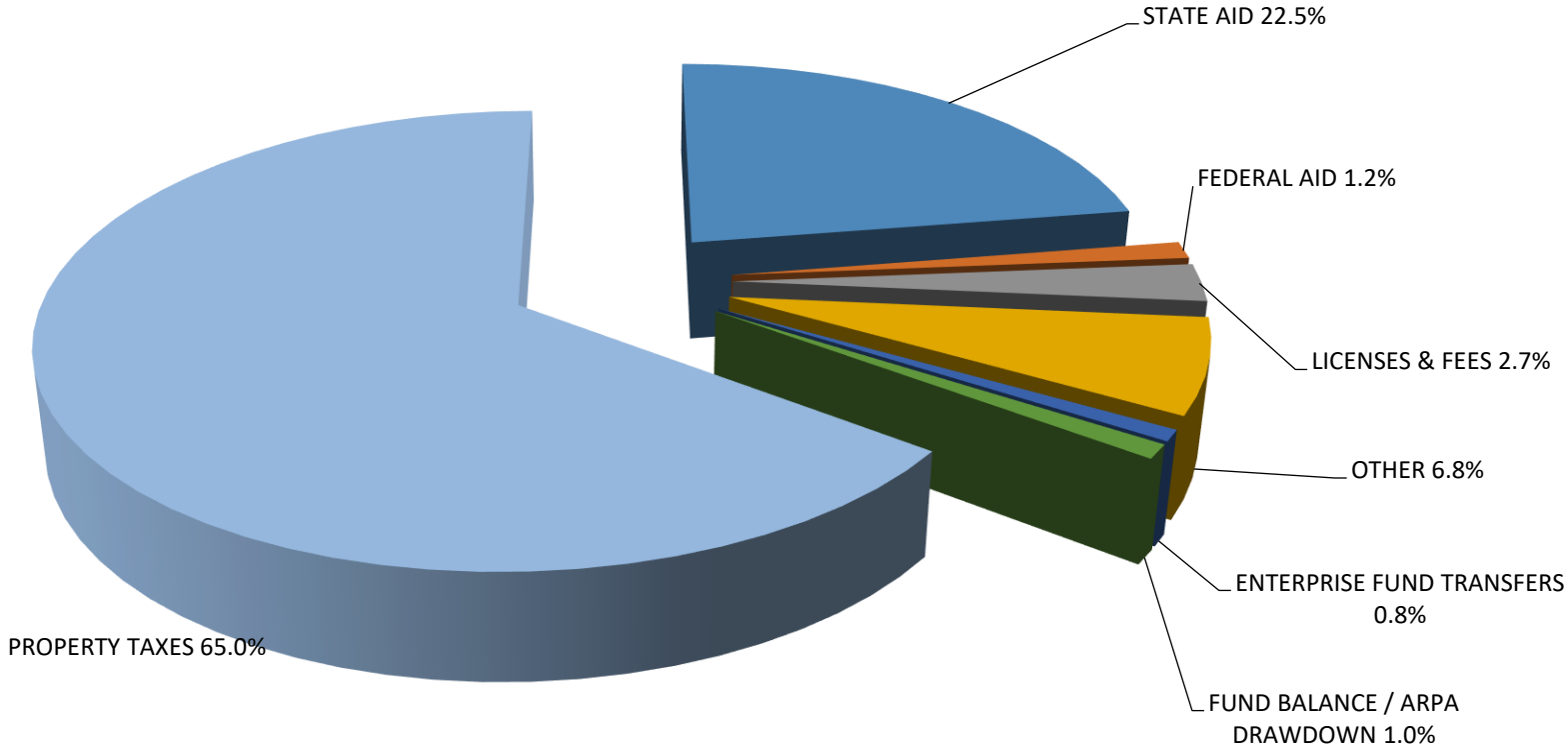
**THE CITY OF WARWICK
FISCAL YEAR 2025 BUDGET
GENERAL FUND EXPENSES
TABLE 2**

	FY 2022 AUDITED ACTUAL	FY 2023 AUDITED ACTUAL	FY 2024 BUDGET	FY 2024 PROJECTED	FY 2025 BUDGET	\$ CHANGE FROM FY24 BUDGET	% CHANGE
EMPLOYEE BENEFITS & CAPITAL							
EMPLOYEE BENEFITS	28,391,347	28,768,867	29,689,413	29,094,601	29,200,254	(489,159)	-1.65%
INSURANCE	2,615,793	2,964,820	2,796,947	2,925,791	2,851,020	54,073	1.93%
COUNCIL CLAIMS	10,207	7,325	10,000	10,000	10,000	-	0.00%
POSTAGE	55,516	57,848	71,950	54,930	71,950	-	0.00%
FIXED COSTS	896,362	352,629	407,000	485,042	520,000	113,000	27.76%
PENSION	37,711,217	39,510,609	39,930,209	39,930,209	40,085,628	155,419	0.39%
TOTAL EMPLOYEE BENEFITS	\$ 69,680,442	\$ 71,662,097	\$ 72,905,519	\$ 72,500,573	\$ 72,738,852	(166,667)	-0.23%
SCHOOL DEPARTMENT	\$ 172,353,249	\$ 179,451,226	\$ 185,914,551	\$ 186,667,170	\$ 189,700,392	3,785,841	2.04%
TOTAL GENERAL FUND EXPENSES	\$ 326,794,635	\$ 339,024,432	\$ 353,211,452	\$ 351,572,601	\$ 360,847,437	\$ 7,635,985	2.16%

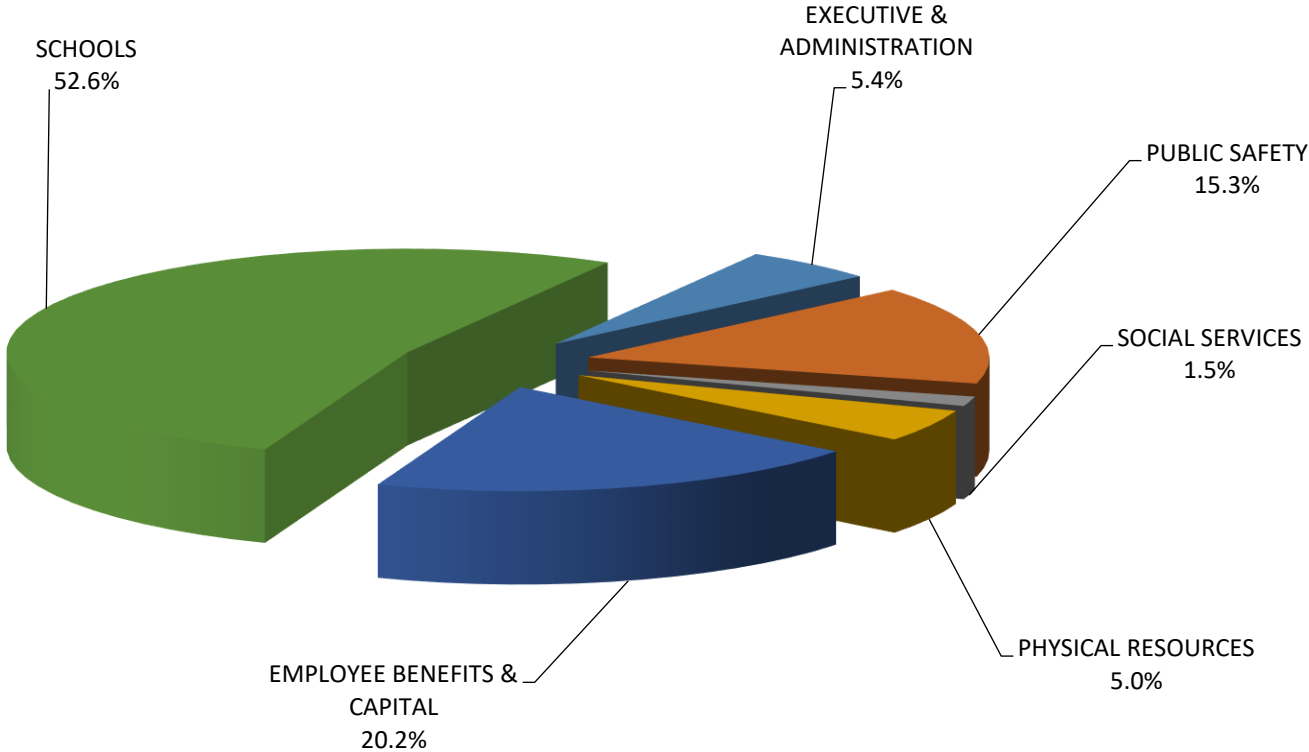
**THE CITY OF WARWICK
FISCAL YEAR 2025 BUDGET
GENERAL FUND EXPENSES
TABLE 3**

SUB-GROUP		FY 2023 ACTUAL	RATIO	2024 FINAL BUDGET	RATIO	FY 2024 PROJECTED ACTUAL	RATIO	FY 2025 PROPOSED BUDGET	RATIO
PERSONNEL SERVICES	100	130,167,024	38.39%	137,926,725	39.05%	135,672,486	38.59%	139,912,634	38.77%
COMMODITIES	200	7,692,312	2.27%	8,392,899	2.38%	7,936,991	2.26%	8,316,101	2.30%
SERVICES	300	10,319,094	3.04%	12,028,409	3.41%	11,639,195	3.31%	12,415,074	3.44%
OTHER EXPENSES	400	895,608	0.26%	1,408,419	0.40%	1,376,569	0.39%	1,136,138	0.31%
DEBT SERVICE	500	10,035,923	2.96%	9,171,660	2.60%	9,786,961	2.78%	11,712,013	3.25%
DEPARTMENT TRANSFERS	600	(179,715)	-0.05%	(143,050)	-0.04%	(142,112)	-0.04%	(158,050)	-0.04%
CAPITAL EXPENDITURES	700	869,476	0.26%	15,000	0.00%	62,733	0.02%	31,200	0.01%
GRANT / BUDGET REDUCTION PLAN	800	184,611	0.05%	146,435	0.04%	221,435	0.06%	146,435	0.04%
INTERDEPARTMENT CREDITS	900	(411,126)	-0.12%	(1,649,596)	-0.47%	(1,648,825)	-0.47%	(2,364,500)	-0.66%
TOTAL CITY EXPENSES		159,573,206	47.07%	167,296,901	47.36%	164,905,434	46.91%	171,147,045	47.43%
TOTAL SCHOOL DEPARTMENT		179,451,226	52.93%	185,914,551	52.64%	186,667,170	53.09%	189,700,392	52.57%
TOTAL GENERAL FUND EXPENSES		339,024,432		353,211,452		351,572,601		360,847,437	

**SOURCES OF REVENUE
FISCAL YEAR
2024-2025**



**GENERAL FUND EXPENSE
FISCAL YEAR
2024-2025**



This Page Intentionally Left Blank

Executive and Administration

- **Mayor's Office (11):** Final compensation increases dependent on union agreement.
- **Legal Department (12):** Contract for legal services increased by 2.0%.
- **City Clerk, Probate, Municipal Court (13, 14):** Full staffing supported to catch up on land evidence and other filing backlogs.
- **Personnel (15):** Final compensation increases for non-union employees dependent on union agreement. Pension administrator position created and funded by pension assets contingent upon Retirement Board approval.
- **Legislative (16):** Budgeted amount reflects request by City Council.
- **Board of Canvassers (17):** Budget increase due to September to November elections.
- **Finance (18):** Final compensation for non-union employees dependent on union agreement.
- **Treasury (19):** Final compensation for union and non-union employees dependent upon union agreement.
- **Debt – Principal and Interest (20, 21):** Net debt service cost increases by approximately \$1.9 million as borrowing for elementary, middle and high schools accelerates.
- **Tax Collector (22):** Professional services budgeted to cover collection fees and tax sale work.
- **Tax Assessor (23):** Full revaluation work continues. Revaluation contractor budgeted at \$250,000.
- **Information Technology (25):** See personnel supplement for modest classification changes.
- **Purchasing (26):** Full staffing budgeted.

**CITY OF WARWICK, RI
PROPOSED GENERAL FUND BUDGET
FISCAL YEAR 2024-2025**

		2022 ACTUAL	2023 ACTUAL	2024 BUDGET	2024 PROJECTED	2025 PROPOSED BUDGET
EXECUTIVE						
11	100 SICK TIME & OTHER LEAVE	11,377	13,344	-	8,810	-
11	101 SALARIES/MUNICIPAL	408,740	424,277	439,120	388,774	444,261
11	201 OFFICE SUPPLIES & EQUIPME	1,195	3,769	5,500	4,093	5,500
11	300 MILEAGE/TRAVEL	-	45	-	-	-
11	340 SERVICE CONTRACTS	817	608	2,000	1,000	2,000
11	360 PROFESSIONAL SERVICES	-	-	-	-	-
11	403 OFFICE FUND	1,470	460	2,000	1,152	2,000
DEPARTMENT TOTAL		423,599	442,502	448,620	403,829	453,761
LEGAL DEPARTMENT						
12	323 TAX TITLE FORECLOSURE	-	-	-	-	-
12	337 STENO & COURT REPRT SVCS	-	-	-	-	-
12	360 PROFESSIONAL SERVICES	448,000	448,366	456,960	456,960	466,099
12	360 PUBLIC DEFENDER	448,000	-	-	-	5,000
12	383 COURT JUDGMENTS	-	-	-	-	-
DEPARTMENT TOTAL		448,000	448,366	456,960	456,960	471,099

CITY OF WARWICK, RI
PROPOSED GENERAL FUND BUDGET
FISCAL YEAR 2024-2025

		2022 ACTUAL	2023 ACTUAL	2024 BUDGET	2024 PROJECTED	2025 PROPOSED BUDGET
CITY CLERK						
13	100 SICK TIME & OTHER LEAVE	14,837	18,177	-	9,114	-
13	101 SALARIES/MUNICIPAL	367,426	459,523	527,302	475,736	546,819
13	106 OVERTIME - MUNICIPAL	2,966	-	-	183	-
13	140 TEMPORARY SERVICES	-	-	-	-	-
13	201 OFFICE SUPPLIES & EQUIPME	1,161	2,724	3,200	3,200	3,200
13	203 ADVERTISING	15,516	22,723	20,000	20,000	25,000
13	205 POSTAGE	1,984	1,398	1,500	1,301	1,750
13	228 BOOKS & SUPPLEMENTS	4,596	6,247	6,650	6,650	6,650
13	239 SUPPLIES-DOG LICENSES	189	208	400	200	400
13	322 BANKING/LOCKBOX SERVICES	-	-	-	437	-
13	340 SERVICE CONTRACTS	1,122	-	-	-	3,500
13	999 MISC. DEPARTMENT CREDITS	-	-	-	-	-
DEPARTMENT TOTAL		409,796	511,001	559,052	516,821	587,319
PROBATE COURT						
14	100 SICK TIME & OTHER LEAVE	-	-	-	446	-
14	101 SALARIES/MUNICIPAL	74,265	77,262	78,499	76,830	78,494
14	106 OVERTIME - MUNICIPAL	7,082	-	-	1,853	-
14	201 OFFICE SUPPLIES & EQUIPME	474	274	600	600	600
14	203 ADVERTISING	19,182	25,309	30,000	25,000	25,000
14	205 POSTAGE	786	369	1,300	767	1,300
DEPARTMENT TOTAL		101,788	103,215	110,399	105,496	105,394
MUNICIPAL COURT						
27	100 SICK TIME & OTHER LEAVE	-	-	-	-	-
27	101 SALARIES - MUNICIPAL	15,955	14,045	15,000	15,000	15,000
27	106 OVERTIME - MUNICIPAL	-	-	-	-	-
27	112 SPECIAL DETAILS-CITY	-	-	-	-	-
27	201 OFFICE SUPPLIES & EQUIPME	1,033	564	800	400	800
27	202 PRINT, BIND, & REPRODUCT	-	-	100	50	100
27	205 POSTAGE	1,151	2,043	2,000	1,896	3,000
27	340 SERVICE CONTRACTS	6,995	19,574	25,000	22,000	25,000
27	360 PROFESSIONAL SERVICES	-	-	7,500	3,750	7,500
DEPARTMENT TOTAL		25,134	36,226	50,400	43,096	51,400

CITY OF WARWICK, RI
PROPOSED GENERAL FUND BUDGET
FISCAL YEAR 2024-2025

		2022 ACTUAL	2023 ACTUAL	2024 BUDGET	2024 PROJECTED	2025 PROPOSED BUDGET
PERSONNEL DEPARTMENT						
15	100 SICK TIME & OTHER LEAVE	11,265	13,707	-	18,828	-
15	101 SALARIES/MUNICIPAL	324,015	344,354	398,514	343,951	407,800
15	106 OVERTIME - MUNICIPAL	976	9,258	6,680	3,383	3,000
15	140 TEMPORARY SERVICES	2,618	-	6,000	3,000	12,000
15	201 OFFICE SUPPLIES & EQUIPME	3,399	4,211	4,000	2,806	3,500
15	203 ADVERTISING	-	-	-	-	-
15	204 DUES & SUBSCRIPTIONS	492	496	1,000	-	1,000
15	349 RANDOM DRUG/ALCOHOL TESTING	-	-	-	-	-
15	380 GENERAL SERVICES	7,832	-	3,000	1,513	3,000
DEPARTMENT TOTAL		350,597	372,026	419,194	373,481	430,300

**CITY OF WARWICK, RI
PROPOSED GENERAL FUND BUDGET
FISCAL YEAR 2024-2025**

		2022 ACTUAL	2023 ACTUAL	2024 BUDGET	2024 PROJECTED	2025 PROPOSED BUDGET
LEGISLATIVE DEPARTMENT						
16	100 SICK TIME & OTHER LEAVE	-	238	-	350	-
16	101 SALARIES/MUNICIPAL	157,977	160,128	161,754	160,556	162,391
16	201 OFFICE SUPPLIES & EQUIPME	1,099	1,899	2,000	1,500	2,000
16	300 TRAVEL	-	-	50	25	50
16	337 STENO & COURT REPRT SVCS	1,500	2,525	1,800	1,625	1,800
16	360 PROFESSIONAL SERVICES	47,300	50,600	160,000	159,306	159,306
DEPARTMENT TOTAL		207,876	215,390	325,604	323,362	325,547

CITY OF WARWICK, RI
PROPOSED GENERAL FUND BUDGET
FISCAL YEAR 2024-2025

			2022 ACTUAL	2023 ACTUAL	2024 BUDGET	2024 PROJECTED	2025 PROPOSED BUDGET
BOARD OF CANVASSERS							
17	100	SICK TIME & OTHER LEAVE	2,521	4,069	-	6,716	5,000
17	101	SALARIES/MUNICIPAL	175,554	170,338	194,210	180,036	195,222
17	106	OVERTIME - MUNICIPAL	-	4,013	-	-	6,000
17	140	TEMPORARY SERVICES	-	-	-	-	-
17	201	OFFICE SUPPLIES & EQUIPME	1,809	2,549	3,000	2,488	3,500
17	204	DUES & SUBSCRIPTIONS	-	-	1,500	900	1,000
17	300	MILEAGE/TRAVEL	-	-	-	59	200
17	308	REDISTRICTING	-	61,022	-	-	-
17	340	SERVICE CONTRACTS	-	-	1,250	1,250	1,000
17	380	SERVICE CONTRACTS	-	855	2,800	2,800	1,000
17	442	CTCL RESPONSE GRANT	-	53,967	-	20,779	-
17	443	OSS Special Election Grnt	-	-	-	-	-
17	495	PRIMARY ELECTION EXPENSE	1,022	68,597	83,000	41,768	120,650
17	496	GENERAL ELECTION EXPENSE	-	50,010	20,000	10,000	147,150
DEPARTMENT TOTAL			180,906	415,418	305,760	266,796	480,722

CITY OF WARWICK, RI
PROPOSED GENERAL FUND BUDGET
FISCAL YEAR 2024-2025

		2022 ACTUAL	2023 ACTUAL	2024 BUDGET	2024 PROJECTED	2025 PROPOSED BUDGET
FINANCE ADMINISTRATION						
18	100 SICK TIME & OTHER LEAVE	14,435	2,152	-	7,384	-
18	101 SALARIES - MUNICIPAL	185,877	137,463	198,443	184,705	204,856
18	201 OFFICE SUPPLIES & EQUIPME	591	1,551	1,000	1,000	1,000
18	203 ADVERTISING	578	-	1,200	1,200	600
18	204 DUES & SUBSCRIPTIONS	480	-	-	-	1,700
18	300 TRAVEL	-	181	-	-	-
18	320 RI LEAG OF CITIES & TOWNS	40,004	40,077	40,077	40,077	40,077
18	360 PROFESSIONAL SERVICES	86,000	122,924	129,800	129,800	104,500
18	400 CONTINGENCY	132,603	94,162	183,800	183,800	200,000
DEPARTMENT TOTAL		460,567	398,511	554,320	547,966	552,733
TREASURY DIVISION						
19	100 SICK TIME & OTHER LEAVE	20,061	20,860	-	34,272	-
19	101 SALARIES - MUNICIPAL	409,464	428,983	533,707	499,435	523,284
19	106 OVERTIME - MUNICIPAL	1,844	772	500	1,590	1,000
19	140 TEMPORARY SERVICES	-	-	-	-	-
19	0427 MISC EXPENSE	-	-	-	3,500	-
19	201 OFFICE SUPPLIES & EQUIPME	1,809	3,135	3,500	-	3,500
19	204 DUES & SUBSCRIPTIONS	-	-	-	-	-
19	232 SUPPLIES-CHECKS	-	-	-	19	-
19	301 MILEAGE/TRAVEL	-	-	-	2,195	-
19	301 TRAINING & EDUCATION	-	-	4,000	100	4,000
19	322 BANKING/LOCKBOX SERVICES	3	70	100	-	100
DEPARTMENT TOTAL		433,181	453,819	541,807	541,111	531,884

CITY OF WARWICK, RI
PROPOSED GENERAL FUND BUDGET
FISCAL YEAR 2024-2025

		2022 ACTUAL	2023 ACTUAL	2024 BUDGET	2024 PROJECTED	2025 PROPOSED BUDGET
DEBT - PRINCIPAL						
20	501 SCHOOL BONDS	3,061,646	3,254,020	3,309,729	3,309,729	4,065,512
20	505 LAND ACQUISITION BONDS	170,790	-	-	-	-
20	507 RECREATION BONDS	161,674	167,865	126,386	126,386	130,719
20	509 DRAINAGE & HIGHWAY BONDS	120,854	125,533	94,182	94,182	97,457
20	511 CITY BUILDING BONDS	284,978	149,388	152,567	152,567	158,924
20	514 ANIMAL SHELTER BOND	-	-	-	-	-
20	515 PUBLIC SAFETY BONDS	422,183	438,633	328,419	328,419	339,933
20	516 FIRE STATION BONDS	83,790	85,612	87,434	87,434	91,076
20	517 MUN ROAD & BRIDGE FUND LOAN	1,337,000	1,352,000	1,367,000	1,367,000	1,411,011
20	544 LEASE PURCHASE 2021-22	962,926	956,426	956,427	956,427	956,427
20	547 2016 LEASE PURCHASE-VARIOUS	295,062	295,062	295,063	295,063	295,063
20	548 2017 LEASE PURCHASE-VARIOUS	134,038	71,422	-	-	-
20	549 2020 LEASE PURCHASE - VARIOUS	609,818	609,818	267,853	267,853	267,853
DEPARTMENT TOTAL		7,644,760	7,505,780	6,985,060	6,985,060	7,813,975
DEBT - INTEREST						
21	501 SCHOOL BONDS	1,071,522	2,147,255	1,847,864	2,463,165	3,630,192
21	505 LAND ACQUISITION BONDS	3,416	-	-	-	-
21	507 RECREATION BONDS	18,739	13,662	8,675	8,675	4,618
21	509 DRAINAGE & HIGHWAY BONDS	14,163	10,326	6,557	6,557	3,491
21	511 CITY BUILDING BONDS	100,192	93,904	89,939	89,939	85,457
21	514 ANIMAL SHELTER BOND	-	-	-	-	-
21	515 PUBLIC SAFETY BONDS	49,790	36,301	23,049	23,049	12,272
21	516 FIRE STATION BONDS	55,828	53,815	51,543	51,543	48,974
21	517 MUN ROAD & BRIDGE FUND LOAN	190,553	174,880	157,873	157,873	112,034
21	543 PAYING AGENT FEES	-	-	1,100	1,100	1,000
DEPARTMENT TOTAL		1,504,202	2,530,143	2,186,600	2,801,901	3,898,038

**CITY OF WARWICK, RI
PROPOSED GENERAL FUND BUDGET
FISCAL YEAR 2024-2025**

		2022 ACTUAL	2023 ACTUAL	2024 BUDGET	2024 PROJECTED	2025 PROPOSED BUDGET
CITY COLLECTOR						
22	100 SICK TIME & OTHER LEAVE	19,867	9,688	-	9,888	-
22	101 SALARIES - MUNICIPAL	218,532	231,026	349,763	290,179	346,177
22	106 OVERTIME - MUNICIPAL	400	-	2,000	1,000	1,000
22	201 OFFICE SUPPLIES & EQUIPME	4,850	4,299	6,000	4,512	6,000
22	202 PRINT, BIND, & REPRODUCT	11,126	8,933	15,000	13,000	10,000
22	322 BANKING/LOCKBOX SERVICES	-	-	-	-	-
22	323 TAX SALE	85,221	82,147	125,000	85,000	125,000
22	340 SERVICE CONTRACTS	-	-	-	-	-
22	360 PROFESSIONAL SERVICES	15,940	64,758	60,000	25,000	100,000
DEPARTMENT TOTAL		355,935	400,851	557,763	428,579	588,177

**CITY OF WARWICK, RI
PROPOSED GENERAL FUND BUDGET
FISCAL YEAR 2024-2025**

		2022 ACTUAL	2023 ACTUAL	2024 BUDGET	2024 PROJECTED	2025 PROPOSED BUDGET
CITY ASSESSOR						
23	100 SICK TIME & OTHER LEAVE	28,743	26,711	-	18,876	-
23	101 SALARIES - MUNICIPAL	613,911	620,520	716,332	594,078	723,314
23	106 OVERTIME - MUNICIPAL	-	10,276	-	-	-
23	201 OFFICE SUPPLIES & EQUIPME	2,117	2,629	3,000	2,432	3,000
23	202 PRINT, BIND, & REPRODUCT	750	1,268	2,000	1,000	2,000
23	204 DUES & SUBSCRIPTIONS	2,017	570	2,000	1,035	2,000
23	220 GASOLINE	915	1,194	2,500	1,838	1,146
23	237 REPRODUCTION-PLAT MAPS	300	-	1,500	750	1,500
23	300 MILEAGE/TRAVEL	-	-	-	-	-
23	324 PROPERTY REVALUATION	217,037	29,200	150,000	150,000	250,000
23	340 SERVICE CONTRACTS	-	185	1,000	500	1,000
23	380 GENERAL SERVICES	2,207	1,228	1,000	500	1,000
DEPARTMENT TOTAL		867,997	693,782	879,332	771,009	984,960

CITY OF WARWICK, RI
PROPOSED GENERAL FUND BUDGET
FISCAL YEAR 2024-2025

		2022 ACTUAL	2023 ACTUAL	2024 BUDGET	2024 PROJECTED	2025 PROPOSED BUDGET
MGT INFORMATION SYSTEMS						
25	100 SICK TIME & OTHER LEAVE	5,167	3,378	-	11,136	-
25	101 SALARIES - MUNICIPAL	304,292	353,153	423,927	353,127	423,787
25	106 OVERTIME - MUNICIPAL	874	1,521	2,000	1,488	1,500
25	119 SALARIES - SEASONAL	-	-	-	-	-
25	140 TEMPORARY SERVICES	13,536	-	50,000	25,000	-
25	201 OFFICE SUPPLIES & EQUIPME	3,885	4,984	5,600	5,541	4,300
25	231 SUPPLIES-COMPUTER	114,456	89,760	85,000	95,000	75,000
25	300 MILEAGE/TRAVEL	-	709	-	147	950
25	301 TRAINING & EDUCATION	6,278	17,845	20,500	17,502	21,500
25	303 TELEPHONE	68,371	80,773	107,000	107,000	154,600
25	307 TELECOMMUNICATIONS	283,468	298,593	322,000	275,000	173,500
25	330 AUTO & VEHICLE MAINTENANC	309	-	1,250	625	-
25	334 SOFTWARE MAINTENANCE	548,763	488,115	666,100	600,000	728,250
25	340 SERVICE CONTRACTS	42,613	13,666	69,500	43,000	45,000
25	360 PROFESSIONAL SERVICES	48,546	74,838	126,000	76,000	116,600
25	799 MISC. CAPITAL EXPENDITURE	59,433	761,224	-	-	-
25	799 MISC. DEPARTMENT CREDITS	-	-	-	-	-
DEPARTMENT TOTAL		1,499,991	2,188,557	1,878,877	1,610,566	1,744,987

CITY OF WARWICK, RI
PROPOSED GENERAL FUND BUDGET
FISCAL YEAR 2024-2025

		2022 ACTUAL	2023 ACTUAL	2024 BUDGET	2024 PROJECTED	2025 PROPOSED BUDGET
PURCHASING DIVISION						
26	100 SICK TIME & OTHER LEAVE	17,508	13,055	-	11,276	-
26	101 SALARIES - MUNICIPAL	195,278	195,774	254,356	178,080	255,285
26	106 OVERTIME - MUNICIPAL	-	-	-	-	-
26	140 TEMPORARY SERVICES	-	-	-	-	-
26	201 OFFICE SUPPLIES & EQUIPME	1,152	1,838	2,000	1,192	2,000
26	206 STOCK/INVENTORY	9,495	2,559	-	-	-
26	340 SERVICE CONTRACTS	395	189	500	250	500
26	380 GENERAL SERVICES	-	-	25	25	25
26	999 MISC. DEPARTMENT CREDITS	(9,184)	(4,622)	-	(261)	-
DEPARTMENT TOTAL		214,644	208,793	256,881	190,562	257,810

**CITY OF WARWICK, RI
PROPOSED GENERAL FUND BUDGET
FISCAL YEAR 2024-2025**

		2022 ACTUAL	2023 ACTUAL	2024 BUDGET	2024 PROJECTED	2025 PROPOSED BUDGET
BOARDS AND COMMISSIONS						
73	100 SICK TIME & OTHER LEAVE	573	1,570	-	2,016	-
73	101 SALARIES - MUNICIPAL	47,746	50,502	52,418	52,418	52,418
73	106 OVERTIME - MUNICIPAL	1,104	4,096	5,000	5,000	5,000
73	130 RETIREMENT BOARD	1,417	1,500	3,500	3,500	3,500
73	131 BOARD OF CANVASSERS	2,292	2,500	3,750	2,500	3,750
73	132 BOARD OF ASSESSMENT	1,150	950	1,200	1,200	1,200
73	133 BUILDING REVIEW BOARD	1,225	1,200	1,500	1,500	1,500
73	134 BOARD OF PUBLIC SAFETY	8,400	8,300	8,400	8,400	8,400
73	135 ZONING BOARD	17,041	17,750	18,050	18,050	18,050
73	136 WARWICK HOUSING AUTHORITY	7,683	7,825	7,500	7,500	7,500
73	137 PLANNING BOARD	3,125	3,000	5,250	5,250	5,250
73	138 PERSONNEL HEARING BOARD	683	600	1,050	1,050	1,050
73	139 SEWER REVIEW BOARD	23,333	22,350	15,950	15,950	15,950
73	140 MINIMUM HOUSING BOARD	600	600	1,500	1,500	1,500
73	201 OFFICE SUPPLIES & EQUIPME	-	-	-	-	-
DEPARTMENT TOTAL		116,372	122,743	125,068	125,834	125,068

Public Safety

- **Animal Shelter (28):** Full staffing provided for 7 day a week coverage.
- **Police (30):** Provides for 175 total uniformed positions. 0.0% compensation increase is budgeted for uniformed union and non-union employees pending completion of union negotiations. See ARPA and Lease-Purchase budget for vehicle acquisitions.
- **Fire Department (35):** Includes a full complement of 236 uniformed personnel including 20 firefighters hired using a Federal SAFER grant of which approximately \$1.7 million is expected in FY 25 to support staffing and employee benefits. 3.75% compensation increase is budgeted for uniformed fire personnel per the contract that expires in June of 2025. See ARPA and Lease-Purchase budget for vehicle and other equipment acquisitions.
- Public Safety energy costs based upon forecast information from the Federal Energy Information Administration.
- **Building Inspection (36):** Full staffing budgeted.

CITY OF WARWICK, RI
PROPOSED GENERAL FUND BUDGET
FISCAL YEAR 2024-2025

		2022 ACTUAL	2023 ACTUAL	2024 BUDGET	2024 PROJECTED	2025 PROPOSED BUDGET
ANIMAL SHELTER						
28	100 SICK TIME & OTHER LEAVE	908	3,278	-	1,270	-
28	101 SALARIES - MUNICIPAL	169,603	181,190	189,801	182,016	190,983
28	106 OVERTIME - MUNICIPAL	4,530	4,093	5,000	5,000	5,000
28	201 OFFICE SUPPLIES & EQUIPME	27	129	400	395	400
28	205 POSTAGE	30	33	50	32	50
28	222 NATURAL GAS	13,031	17,767	12,000	9,168	14,747
28	224 ELECTRICITY	10,482	4,113	12,000	7,785	12,000
28	238 SUPPLIES-DOG POUND	3,533	4,551	6,300	4,811	6,300
28	302 CONFERENCES	-	-	500	250	500
28	303 TELEPHONE	1,103	1,044	1,500	1,164	1,500
28	332 SECURITY & ALARM SVC	499	529	1,200	1,240	1,500
28	356 VETERINARY SERVICES	2,642	2,909	3,000	3,000	3,000
28	380 GENERAL SERVICES	1,040	2,061	3,000	2,757	3,000
DEPARTMENT TOTAL		207,428	221,698	234,751	218,888	238,980

CITY OF WARWICK, RI
PROPOSED GENERAL FUND BUDGET
FISCAL YEAR 2024-2025

			2022 ACTUAL	2023 ACTUAL	2024 BUDGET	2024 PROJECTED	2025 PROPOSED BUDGET
POLICE DEPARTMENT							
30	100	SICK TIME & OTHER LEAVE	85,209	81,702	-	41,000	-
30	101	SALARIES - MUNICIPAL	1,228,590	1,190,369	1,275,201	1,250,700	1,341,749
30	101	SALARIES - POLICE I	-	-	-	(25)	-
30	103	SALARIES - POLICE II	14,248,622	14,827,548	15,846,010	16,001,872	15,965,585
30	105	SALARIES - CROSSING GUARD	88,757	80,700	114,400	86,073	115,648
30	106	OVERTIME - MUNICIPAL	64,758	59,280	80,000	80,894	80,000
30	107	OVERTIME - SNOW/STORM	4,913	459	5,000	2,823	5,000
30	109	OVERTIME - POLICE II	1,635,787	1,405,493	1,600,000	1,605,115	1,700,000
30	111	HQ VIN INSPECTION	10,891	13,306	19,552	14,608	19,552
30	112	SPECIAL DETAILS-CITY)	-	-	-	-	-
30	113	HOLIDAY REIMBURSEMENT	504,959	524,715	784,000	621,928	801,000
30	115	COURT TIME - POLICE II	43,079	51,564	50,000	44,297	50,000
30	116	UNUSED SICK TIME	18,992	18,944	20,000	21,750	25,000
30	124	SALARIES - ON JOB INJURY	115,515	99,271	100,000	72,209	100,000
30	125	SALARIES - ANIMAL CONTROL	162,476	158,191	181,496	169,309	181,496
30	126	SALARIES - POLICE GARAGE	292,225	307,909	331,951	318,404	340,952
30	127	SALARIES - DISPATCHERS	752,257	808,272	897,508	840,292	910,808
30	128	OVERTIME - POLICE GARAGE	3,669	2,998	5,000	4,515	5,000
30	129	OVERTIME - DISPATCHERS	283,557	159,512	175,000	161,513	185,000
30	138	ACCREDITATION BONUS	140,100	140,625	145,950	143,250	145,950
30	140	N.I.T.E PROGRAM	24,316	33,868	45,000	45,000	45,000
30	201	OFFICE SUPPLIES & EQUIPME	34,218	23,377	30,000	30,000	32,000
30	202	PRINT, BIND, & REPRODUCT	1,290	1,910	2,000	2,000	2,000
30	203	ADVERTISING	3,957	4,219	5,000	4,464	5,000
30	205	POSTAGE	7,590	10,397	10,000	13,362	10,000
30	208	BCI SUPPLIES	3,527	8,293	23,000	12,639	23,000
30	211	TIRES	30,675	27,097	40,000	30,848	40,000
30	220	GASOLINE	392,081	398,583	375,000	375,000	382,640
30	222	NATURAL GAS	32,914	46,640	30,000	30,000	38,711
30	224	ELECTRICITY	68,349	17,864	70,000	70,000	70,000
30	225	ELECTRICITY-OTHER LOCATIO	9,079	5,478	14,000	8,346	9,000
30	227	SUPPLIES-TRAFFIC SAFETY	7,176	9,630	15,000	9,346	32,000
30	230	COMMUNITY POLICE	11,295	3,992	6,000	6,000	8,000

CITY OF WARWICK, RI
PROPOSED GENERAL FUND BUDGET
FISCAL YEAR 2024-2025

		2022 ACTUAL	2023 ACTUAL	2024 BUDGET	2024 PROJECTED	2025 PROPOSED BUDGET
30	231 SUPPLIES-COMPUTER	66,260	84,899	95,000	95,000	100,000
30	236 SUPPLIES-TARGET RANGE	131,028	136,589	125,000	125,000	125,000
30	238 SUPPLIES-ANIMAL CONTROL	483	904	1,000	1,000	1,000
30	239 SUPPLIES-CANINE	9,758	12,277	12,000	12,000	15,000
30	260 MISC POLICE GEAR/UNIFORMS	99,479	191,201	150,000	135,000	150,000
30	261 CLOTHING MAINTENANCE	243,724	254,273	265,500	255,000	265,500
30	262 BADGES	4,043	7,897	8,000	8,000	8,000
30	271 COMMUNICATION/RADIOS	64,588	101,624	110,000	110,000	135,000
30	300 MILEAGE/TRAVEL		529	-	105	500
30	301 EDUCATION REIMBURSEMENT	64,032	79,259	100,000	84,604	125,000
30	302 TRAINING	72,009	86,438	90,000	75,787	90,000
30	303 TELEPHONE	148,696	167,125	100,000	100,000	100,000
30	330 AUTO & VEHICLE MAINTENANC	182,255	248,236	275,000	275,000	270,000
30	332 COMMUNITY POLICE EVENTS	50,000	59,469	10,000	10,000	10,000
30	335 MEDICAL/PSYCH TESTS	15,005	6,584	12,000	10,795	14,000
30	336 SUPPLIES-SWAT TEAM	8,328	9,950	12,000	12,000	12,000
30	340 SERVICE CONTRACTS	118,687	230,083	298,000	298,000	352,000
30	380 GENERAL SERVICES	4,802	2,511	6,000	4,617	6,000
30	390 POLICE TESTING EXPENSE	6,688	14,000	15,000	10,000	15,000
30	398 SERVICES-FINGERPRINTING	9,000	7,920	12,000	8,920	12,000
30	399 SERVICES-INVESTIGATIONS	5,027	6,571	12,000	10,557	12,000
30	900 INTERDEPART.CREDITS GAS	(25,696)	(26,184)	(40,000)	(40,000)	(40,000)
30	980 BACKCHARGES OTHER AUTO	(20,338)	(17,057)	(20,000)	(20,000)	(20,000)
30	999 MISC. DEPARTMENT CREDITS	(1,096)	(680)	(5,000)	(5,000)	(5,000)
DEPARTMENT TOTAL		21,567,582	22,186,625	23,939,568	23,693,915	24,423,091

CITY OF WARWICK, RI
PROPOSED GENERAL FUND BUDGET
FISCAL YEAR 2024-2025

		2022 ACTUAL	2023 ACTUAL	2024 BUDGET	2024 PROJECTED	2025 PROPOSED BUDGET
ORG CRIME & DRUG ENFORCE						
31	100 SICK TIME & OTHER LEAVE	-	-	-	-	-
31	101 SALARIES - MUNICIPAL	11,262	-	-	-	-
31	106 OT DEA/JTTF TASK FORCE GRANT	49,886	75,802	78,750	67,330	70,000
31	108 OT-HOMELAND SECURITY/ICE GRANT	-	27,409	15,110	14,391	16,000
31	109 OVERTIME -FBI TASK FORCE GRANT	7,003	15,456	15,000	15,518	17,000
DEPARTMENT TOTAL		68,151	118,666	108,860	97,239	103,000
ALCOH & HWY SAFETY ENFORC						-
32	109 OVERTIME - POLICE II	397	-	-	-	-
32	133 OT-RIPTIDE/COMM ENFORC-GRANT	181,603	209,624	287,872	234,168	295,000
32	134 OT - ICAC GRANT	11,505	9,700	10,000	9,941	10,000
32	227 SUPPLIES-TRAFFIC SAFETY	14,627	4,998	-	-	-
DEPARTMENT TOTAL		208,133	224,322	297,872	244,109	305,000
POLICE GRANTS						
33	109 OT - HOPE INITIATIVE GRANT	5,088	2,868	7,000	7,000	-
33	141 OVERTIME - JLEO	17,508	15,894	17,000	17,000	17,000
33	142 OT - FDA/TOBACCO GRANT	1,072	1,172	3,000	3,000	10,000
33	319 BULLET PROOF VEST 22			34,024	34,024	8,000
33	320 BULLET PROOF VEST 23			47,000	47,000	21,663
33	357 RI STATE JAG 2017	28,145	-	-	16,738	26,000
33	352 RI STATE JAG 2021	18,474	-	-	-	-
33	355 RI STATE JAG 2020	9,963	-	-	4,615	-
33	350 RI STATE JAG 2022			16,738		-
33	356 RI STATE JAG 2023			22,000	22,000	-
33	358 TOBACCO COMPLIANCE PROGRAM	-	-	-	-	28,525
DEPARTMENT TOTAL		80,250	19,934	146,762	151,377	111,188

CITY OF WARWICK, RI
PROPOSED GENERAL FUND BUDGET
FISCAL YEAR 2024-2025

		2022 ACTUAL	2023 ACTUAL	2024 BUDGET	2024 PROJECTED	2025 PROPOSED BUDGET
FIRE DEPARTMENT						
35	100 SICK TIME & OTHER LEAVE	44,888	24,907	-	26,620	-
35	101 SALARIES - MUNICIPAL	131,936	134,551	159,389	169,992	169,348
35	104 SALARIES - FIRE I	238,621	232,764	121,009	118,686	125,698
35	105 SALARIES - FIRE II	14,771,433	15,461,537	18,581,304	16,953,024	19,458,033
35	106 OVERTIME - MUNICIPAL	841	795	1,000	392	1,000
35	110 OVERTIME - FIRE I	30,034	29,536	35,481	27,780	34,921
35	111 OVERTIME - FIRE II	5,931,244	4,699,191	4,427,321	4,612,936	4,444,238
35	112 SPECIAL DETAILS-CITY	515	978	-	-	-
35	113 HOLIDAY REIMBURSEMENT	956,665	990,312	1,063,208	1,156,974	1,156,544
35	116 UNUSED SICK TIME	556,240	728,868	310,000	340,000	275,000
35	117 SICK TIME-UNIFORM FIRE	773,961	817,541	-	839,476	-
35	124 SALARIES - ON JOB INJURY	312,809	211,349	-	237,330	-
35	127 SALARIES - DISPATCHERS	452,403	490,563	635,189	515,344	570,800
35	129 OVERTIME - DISPATCHERS	176,048	164,478	150,000	115,824	150,000
35	137 OVERTIME - FIRE ALARM	-	-	-	-	-
35	140 TEMPORARY SERVICES	34,678	40,435	25,000	46,450	50,000
35	180 SEVERENCE PAY	-	-	-	-	-
35	201 OFFICE SUPPLIES & EQUIPME	4,977	5,370	6,000	4,883	6,000
35	202 PRINT, BIND, & REPRODUCT	2,188	2,692	3,000	2,658	3,000
35	218 SCBA CYLINDERS	13,840	18,863	24,000	24,000	24,000
35	220 GASOLINE	22,141	21,412	25,000	22,398	20,556
35	221 DIESEL FUEL	243,822	273,855	200,000	275,000	243,731
35	222 NATURAL GAS	86,245	104,220	80,000	80,000	86,503
35	224 ELECTRICITY	117,187	41,502	120,000	115,000	40,000
35	235 SUPPLIES-FIRE FIGHTING	59,060	96,684	76,000	76,000	98,500
35	236 MARINE RESCUE OPERATIONS	33,236	29,645	50,000	50,000	60,000
35	260 CLOTHING	8,977	12,824	15,000	15,000	15,000
35	261 CLOTHING ALLOWANCE	278,285	295,573	336,000	330,000	336,000
35	270 COMMUNICATIONS	28,852	26,918	82,000	82,000	68,000
35	280 BUILDING MAINTENANCE	18,018	27,981	25,000	25,000	30,000
35	282 TURNOUT GEAR	127,792	99,368	129,600	129,600	129,600
35	283 SPECIAL OPERATIONS	4,562	11,937	22,000	22,000	22,000
35	301 TRAINING & EDUCATION	69,562	76,645	138,400	138,400	104,200

CITY OF WARWICK, RI
PROPOSED GENERAL FUND BUDGET
FISCAL YEAR 2024-2025

	2022 ACTUAL	2023 ACTUAL	2024 BUDGET	2024 PROJECTED	2025 PROPOSED BUDGET
35 303 TELEPHONE	39,113	30,043	33,600	33,600	40,400
35 304 WATER USAGE	14,454	10,773	15,000	13,461	15,000
35 305 SEWER USAGE	23,756	22,572	25,000	25,000	25,000
35 330 AUTO & VEHICLE MAINTENANC	378,531	184,810	200,000	200,000	220,000
35 331 CUSTODIAL SUPPLIES	14,638	16,720	20,000	18,142	20,000
35 335 OCCUPATIONAL MED PROGRAM	11,655	53,392	86,910	86,910	84,960
35 340 SERVICE CONTRACTS	118,831	128,898	172,500	170,000	186,900
35 345 FIRE BOAT	-	-	-	-	-
35 347 EDUCATIONAL REIMBURSE	20,000	19,178	25,000	25,000	25,000
35 348 NATIONAL FIRE ACADEMY	453	-	1,500	1,500	1,500
35 350 FIRE SAFETY PROGRAM	2,490	2,497	2,500	2,500	2,500
35 360 PROFESSIONAL SERVICES	-	-	-	-	-
35 366 FIRE PREVENTION BUREAU	3,386	5,000	5,000	5,000	5,000
35 367 EMS SUPPLIES & EQUIPMENT	76,906	89,437	120,000	120,880	160,000
35 390 FIRE TESTING EXPENSE	13,592	13,280	20,000	15,000	20,000
35 417 HYDRANT RENTAL	292,737	293,338	293,338	293,340	293,338
35 799 MISC. CAPITAL EXPENDITURE	-	-	-	-	-
35 999 MISC. DEPARTMENT CREDITS	(1,904)	(1,642)	(2,000)	(2,000)	(1,500)
DEPARTMENT TOTAL	26,539,698	26,041,589	27,859,249	27,561,100	28,820,770

**CITY OF WARWICK, RI
PROPOSED GENERAL FUND BUDGET
FISCAL YEAR 2024-2025**

		2022 ACTUAL	2023 ACTUAL	2024 BUDGET	2024 PROJECTED	2025 PROPOSED BUDGET
WARWICK EMERGENCY MGMT						
34	140 TEMPORARY SERVICES	9,343	10,157	10,400	10,400	10,400
34	354 EMERGENCY OPERATIONS	24,952	79,842	80,000	80,000	80,000
34	360 PROFESSIONAL SERVICES	32,496	13,628	50,000	50,000	50,000
34	797 CAP EXP-FIRE HOMELAND SECURITY	-	-	-	14,400	-
DEPARTMENT TOTAL		66,791	103,627	140,400	154,800	140,400
FIRE GRANTS						
38	811 FEMA - AFG GRANT 2017	-	-	-	-	-
38	813 FEMA - AFG GRANT 2018	186,550	-	-	-	-
38	814 RIEMA - PASSTHROUGH GRANTS	73,744	184,611	146,435	221,435	146,435
38	815 FEMA COVID 20	-	-	-	-	-
DEPARTMENT TOTAL		260,294	184,611	146,435	221,435	146,435

CITY OF WARWICK, RI
PROPOSED GENERAL FUND BUDGET
FISCAL YEAR 2024-2025

		2022 ACTUAL	2023 ACTUAL	2024 BUDGET	2024 PROJECTED	2025 PROPOSED BUDGET
BUILDING INSPECTION						
36	100 SICK TIME & OTHER LEAVE	32,696	28,228	-	61,288	-
36	101 SALARIES - MUNICIPAL	775,451	883,712	1,008,212	907,594	1,017,122
36	106 OVERTIME - MUNICIPAL	4,488	4,547	-	572	-
36	140 TEMPORARY SERVICES	4,650	6,650	10,000	11,550	5,000
36	201 OFFICE SUPPLIES & EQUIPME	3,567	4,909	4,000	3,819	5,000
36	203 ADVERTISING	4,026	3,198	3,500	3,100	3,500
36	204 DUES & SUBSCRIPTIONS	480	882	1,000	950	1,500
36	205 POSTAGE	5,829	5,421	5,000	4,551	5,000
36	220 GASOLINE	4,580	4,697	7,000	5,335	4,509
36	301 TRAINING & EDUCATION	4,443	2,184	7,000	4,549	7,000
36	303 TELEPHONE	4,408	4,339	5,000	3,946	6,000
36	330 AUTO & VEHICLE MAINTENANC	3,070	3,927	6,000	3,040	5,000
36	337 STENO & COURT REPRT SVCS	5,050	3,500	5,000	4,425	4,000
36	340 SERVICE CONTRACTS	45	280	5,000	2,640	5,000
36	999 MISC. DEPARTMENT CREDITS	-	-	-	5,000	-
36	351 DEMOLITION SERVICES	-	-	10,000	(770)	10,000
DEPARTMENT TOTAL		852,785	956,473	1,076,712	1,021,589	1,078,631

Social Services

- **Warwick Public Library (43):** Main branch is fully funded with full staffing.
- **Parks and Recreation (45):** Program costs are fully funded and seasonal personnel costs assume full operations in the new year. All costs associated with maintenance and operating costs at the rink and pool are now budgeted in the Public Works Department. Compensation of Harbormaster increased. See special funds and ARPA budget for vehicle acquisitions and facility improvements.
- **Human Services (46, 47, 48):** Roster of full and part time employees adjusted to improve efficiency.

CITY OF WARWICK, RI
PROPOSED GENERAL FUND BUDGET
FISCAL YEAR 2024-2025

		2022 ACTUAL	2023 ACTUAL	2024 BUDGET	2024 PROJECTED	2025 PROPOSED BUDGET
DEPT OF PARKS & RECREATION						
45	100 SICK TIME & OTHER LEAVE	3,369	9,638	-	5,292	5,200
45	101 SALARIES - MUNICIPAL	395,862	403,147	424,728	418,791	453,019
45	106 OVERTIME - MUNICIPAL	26,261	26,612	25,000	22,340	23,000
45	119 SALARIES - SEASONAL	268,769	374,201	358,000	358,000	377,274
45	201 OFFICE SUPPLIES & EQUIPME	1,840	1,311	5,000	3,359	5,000
45	203 ADVERTISING	-	250	500	250	500
45	204 DUES & SUBSCRIPTIONS	435	180	500	430	500
45	220 GASOLINE	-	-	-	-	-
45	222 NATURAL GAS	-	-	-	-	-
45	224 ELECTRICITY	-	-	-	-	-
45	233 SUPPLIES-BEACH MAINTENANCE	4,511	5,627	5,500	3,486	5,500
45	238 REC PROGRAMS	12,388	6,969	12,300	10,000	12,300
45	239 SUPPLIES-MISCELLANEOUS	2,858	1,934	2,200	1,100	2,200
45	240 CHEMICALS-REFRIGERANTS	-	-	-	-	-
45	241 CHEMICALS-POOL	-	-	-	-	-
45	260 CLOTHING	-	-	-	-	-
45	277 HARBORMASTER SUPPLIES	8,083	10,937	12,500	12,500	12,500
45	279 CLOTHING MAINTENANCE	-	-	-	-	-
45	281 MAINTENANCE MATERIALS	941	-	-	-	-
45	285 SMALL TOOLS	210	-	-	-	-
45	303 TELEPHONE	4,887	4,743	7,500	5,655	7,500
45	304 WATER USAGE	4,445	-	-	-	-
45	305 SEWER USAGE	5,991	-	-	-	-
45	330 AUTO & VEHICLE MAINTENANC	-	-	-	-	-
45	331 BUILDING MAINTENANCE	-	-	-	-	-
45	332 SECURITY & ALARM SVC	-	-	-	-	-
45	339 INSTRUCTIONAL SVCS	-	-	-	-	-
45	340 SERVICE CONTRACTS	1,050	(1,050)	-	-	-
45	355 SPECIAL PROGRAMS	11,198	12,507	20,000	15,000	20,000
45	360 PROFESSIONAL SERVICES	22,639	24,090	33,500	25,000	33,500
45	499 CONTRIBUTIVE SUPPORT-MISC	-	10,000	10,000	10,000	10,000
45	999 MISC. DEPARTMENT CREDITS	-	-	-	-	-
DEPARTMENT TOTAL		775,736	891,095	917,228	891,203	967,993

CITY OF WARWICK, RI
PROPOSED GENERAL FUND BUDGET
FISCAL YEAR 2024-2025

		2022 ACTUAL	2023 ACTUAL	2024 BUDGET	2024 PROJECTED	2025 PROPOSED BUDGET
WARWICK PUBLIC LIBRARY						
43	100 SICK TIME & OTHER LEAVE	57,002	83,642	-	77,862	-
43	101 SALARIES - MUNICIPAL	1,754,911	2,016,127	2,231,786	2,006,606	2,236,221
43	106 OVERTIME - MUNICIPAL	10,532	9,411	12,500	12,500	12,500
43	201 OFFICE SUPPLIES & EQUIPME	113,243	29,230	30,000	26,611	30,000
43	222 NATURAL GAS	61,944	51,301	50,000	50,000	42,580
43	224 ELECTRICITY	101,563	80,671	125,000	125,000	125,000
43	225 ELECTRICITY-BRANCH	4,183	5,765	5,500	4,974	5,000
43	228 BOOKS & SUPPLEMENTS	294,449	274,804	286,000	286,000	296,000
43	229 BOOKS & SUPPLEMENT-BRANCH	19,691	29,252	30,000	30,000	30,000
43	281 MAINTENANCE MATERIALS	12,185	19,106	19,000	19,000	19,000
43	298 OTHER EQUIPMENT-BRANCH	2,791	4,705	5,000	5,000	15,000
43	300 TRAVEL	2,316	892	3,500	1,762	3,500
43	302 CONFERENCES	1,943	3,819	4,000	3,400	4,000
43	303 TELEPHONE	9,761	9,074	10,193	10,000	10,000
43	304 WATER USAGE	6,092	5,657	6,000	7,141	7,000
43	305 SEWER USAGE	3,115	3,709	4,500	4,660	4,700
43	306 TELEPHONE-BRANCH	494	453	550	484	500
43	331 BUILDING MAINTENANCE	265,636	104,938	93,000	93,000	93,000
43	332 SECURITY & ALARM SVC	32,149	32,540	35,200	33,990	35,200
43	340 SERVICE CONTRACTS	38,430	31,293	47,040	44,611	47,040
43	352 AUTOMATED SYSTEMS-LIBRARY	195,886	197,527	191,401	191,401	195,141
43	355 SPECIAL PROGRAMS	43,340	38,414	38,250	30,817	38,250
43	816 CARES PASSTRHU	-	-	-	-	-
43	999 MISC. DEPARTMENT CREDITS	(1,514)	(899)	(4,000)	(2,760)	(4,000)
DEPARTMENT TOTAL		3,030,142	3,031,430	3,224,420	3,062,058	3,245,632

CITY OF WARWICK, RI
PROPOSED GENERAL FUND BUDGET
FISCAL YEAR 2024-2025

		2022 ACTUAL	2023 ACTUAL	2024 BUDGET	2024 PROJECTED	2025 PROPOSED BUDGET
HUMAN SERVICES						
46	100 SICK TIME & OTHER LEAVE	3,155	6,567	-	8,526	-
46	101 SALARIES - MUNICIPAL	123,802	147,908	92,597	98,262	92,780
46	201 OFFICE SUPPLIES & EQUIPME	486	400	500	500	500
46	239 SUPPLIES-MEDICAL	-	-	-	-	-
46	300 MILEAGE/TRAVEL	-	509	-	-	-
46	303 TELEPHONE	-	-	-	-	-
46	338 EMERGENCY ASSISTANCE PROG	34,355	32,877	60,000	60,000	50,000
46	339 PROGRAM ASSISTANCE	17,342	5,314	18,000	18,000	18,000
46	340 SERVICE CONTRACTS	-	-	-	-	-
46	355 SPECIAL PROGRAMS	603	649	700	700	700
46	365 AFTER SCHOOL PROGRAMS	21,577	21,900	22,000	22,000	22,000
46	373 FLU CLINIC / BLOOD DRIVES	-	-	-	-	-
46	380 GENERAL SERVICES	416	-	400	400	400
46	398 WILLAIM SHIELDS JR POST 43	-	-	-	-	-
46	399 SERVICES - OTHER	3,250	3,250	-	-	-
46	400 WARWICK NECK IMPRV. ASSOC.	-	-	-	-	-
46	401 WARWICK NECK GARDEN CLUB	750	650	-	-	-
46	402 WILLIAM SHIELDS JR POST 43	-	-	-	-	-
46	403 CONIMICUT VILLAGE ASSOC.	-	-	-	-	-
46	420 WARWCK COALTN PREV CHLD ABUSE	-	-	-	-	-
46	421 ST MARK'S EPISCOPAL CHURCH	2,000	500	-	-	-
46	422 GREENWOOD VOLUNTEER FIRE MUSEU	2,000	1,500	-	-	-
46	423 CCAP	-	-	-	-	-
46	424 GAMM THEATRE	4,000	4,250	-	-	-
46	426 FRIEND'S WAY	5,000	4,500	-	-	-
46	431 SHALOM HOUSING	2,500	2,000	-	-	-
46	432 KENT COUNTY YMCA	-	-	-	-	-
46	435 THE IMPOSSIBLE DREAM	5,000	4,500	-	-	-
46	439 RI MENTORING PARTNERSHIP	22,000	22,000	-	-	-
46	443 MEALS ON WHEELS	1,500	1,500	-	-	-
46	445 THE ALS ASSOCIATION	3,500	3,500	-	-	-
46	448 KENT HOUSE	-	-	-	-	-
46	455 PAL-POLICE ATHLETIC LEAGUE	3,000	5,000	-	-	-

CITY OF WARWICK, RI
PROPOSED GENERAL FUND BUDGET
FISCAL YEAR 2024-2025

	2022 ACTUAL	2023 ACTUAL	2024 BUDGET	2024 PROJECTED	2025 PROPOSED BUDGET
46 461 WARWICK MUSEUM	5,000	5,000	-	-	-
46 467 SARGENT REHABILITATION CENTER	2,000	-	-	-	-
46 468 WEST BAY COMMUNITY ACTION	12,000	12,000	-	-	-
46 470 AMERICAN RED CROSS-RI CHAPTER	3,500	3,000	-	-	-
46 471 ST GREGORY THE GREAT CHURCH	1,200	1,700	-	-	-
46 473 BOYS & GIRLS CLUB	10,000	10,000	-	-	-
46 475 J. ARTHUR TRUDEAU CTR.	11,000	11,000	-	-	-
46 478 KENT CENTER	-	4,500	-	-	-
46 479 KENT CTY VISITING NURSE A	10,000	10,000	-	-	-
46 481 ELIZ BUFFAM CHASE HOUSE	11,000	10,500	-	-	-
46 484 CHILD, INC.	3,000	2,500	-	-	-
46 487 VOL OF WARWICK SCHOOLS	10,000	10,000	-	-	-
46 488 CORNERSTONE	3,000	4,000	-	-	-
46 493 HOUSE OF HOPE	9,000	9,000	-	-	-
46 494 SAMARITANS	500	500	-	-	-
46 496 OCEAN STATE CENTER	3,500	-	-	-	-
46 498 RI FAMILY SHELTER	-	3,150	-	-	-
46 499 CONTRIBUTIVE SUPPORT-MISC	-	-	150,000	150,000	150,000
DEPARTMENT TOTAL	350,935	366,124	344,197	358,388	334,380

CITY OF WARWICK, RI
PROPOSED GENERAL FUND BUDGET
FISCAL YEAR 2024-2025

		2022 ACTUAL	2023 ACTUAL	2024 BUDGET	2024 PROJECTED	2025 PROPOSED BUDGET
SR CITIZEN CENTERS						
47	100 SICK TIME & OTHER LEAVE	25,355	17,056	-	40,518	-
47	101 SALARIES - MUNICIPAL	287,954	337,694	449,982	359,936	448,340
47	140 TEMPORARY SERVICES	-	-	-	-	-
47	201 OFFICE SUPPLIES & EQUIPME	1,853	1,721	1,900	1,900	1,900
47	209 FOOD & NUTRITION	-	494	1,000	1,000	1,000
47	222 NATURAL GAS	17,811	22,102	22,300	22,300	18,345
47	224 ELECTRICITY	25,093	5,254	32,000	32,000	32,000
47	298 OTHER EQUIPMENT	-	-	900	900	900
47	300 MILEAGE/TRAVEL	-	1,921	-	-	1,400
47	303 TELEPHONE	5,658	5,545	6,100	6,100	6,100
47	304 WATER USAGE	593	781	1,320	1,320	1,320
47	305 SEWER USAGE	1,671	1,632	3,000	3,000	3,000
47	339 INSTRUCTIONAL SVCS	11,931	12,293	14,000	14,000	14,000
47	340 SERVICE CONTRACTS	3,040	3,669	5,200	5,200	5,312
47	353 SENIOR GRANT PROGRAMS	27,350	16,800	10,000	10,000	10,800
47	355 SPECIAL PROGRAMS	425	1,896	2,000	2,000	2,000
47	360 PROFESSIONAL SERVICES	350	125	1,120	1,120	1,120
47	380 GENERAL SERVICES	902	-	1,400	1,400	-
47	799 MISC. CAPITAL EXPENDITURE	-	50,000	15,000	48,333	31,200
47	999 MISC. DEPARTMENT CREDITS	-	-	-	-	-
DEPARTMENT TOTAL		409,986	478,981	567,222	551,027	578,737
SENIOR TRANSPORTATION						
48	100 SICK TIME & OTHER LEAVE	3,084	18,899	-	7,474	-
48	101 SALARIES - MUNICIPAL	155,906	214,656	260,673	243,068	292,374
48	106 OVERTIME - MUNICIPAL	-	-	-	-	-
48	201 OFFICE SUPPLIES & EQUIPME	-	27	-	20,000	-
48	221 DIESEL FUEL	14,461	19,108	29,000	700	17,006
48	239 SUPPLIES-MISCELLANEOUS	509	694	800	4,054	700
48	340 SERVICE CONTRACTS	3,959	2,250	4,054	500	4,324
48	342 BUS TRIPS	-	-	1,000	-	-
DEPARTMENT TOTAL		177,919	255,634	295,527	275,796	314,404

Physical Resources

- **Planning (60):** Operations fully funded. Pass through grants now budgeted in the capital budget.
- **Tourism and Economic Development (61):** Dedicated hotel tax revenues will continue to support the promotion of the hospitality business in Warwick as well as other economic development initiatives.
- **Public Works Administration (62):** \$565,000 included in the budget for a full year of the lease on the Sawtooth Building in Apponaug which houses many departments of city government in a centralized location.
- **Energy Costs:** Energy costs budgeted based upon forecast information available from the Federal Energy Information Administration.
- **Public Works – Highway (63):** Division fully staffed at 49.
- **Public Works – Sanitation (64):** Increased Tipping fees at Central Landfill increase total costs by \$100,000. Division fully staffed at 24.
- **Public Works – Automotive (65):** Division fully staffed at 13.
- **Public Works – Building Maintenance (66):** Division staffed at 12.
- **Public Works – Engineering (67):** \$100,000 in electric savings reflect in street lighting costs offset by solar credit.
- **Rink and Pool – (41,42):** Budgeted for full operations.
- **Public Works – Field Maintenance (70):** 9 positions budgeted in this public works division.

**CITY OF WARWICK, RI
PROPOSED GENERAL FUND BUDGET
FISCAL YEAR 2024-2025**

		2022 ACTUAL	2023 ACTUAL	2024 BUDGET	2024 PROJECTED	2025 PROPOSED BUDGET
COMMUNITY DEVELOPMENT						
59	100 SICK TIME & OTHER LEAVE	1,025	2,154	-	3,285	-
59	101 SALARIES - MUNICIPAL	176,689	193,543	318,657	271,895	282,698
59	21004 BUCKEYE BROOK RESTORATION	-	854,443	-		-
59	300 TRAVEL	-	-	-		-
59	799 MISC. CAPITAL EXPENDITURE	-	58,252	-		-
DEPARTMENT TOTAL		177,714	1,108,392	318,657	275,180	282,698

CITY OF WARWICK, RI
PROPOSED GENERAL FUND BUDGET
FISCAL YEAR 2024-2025

		2022 ACTUAL	2023 ACTUAL	2024 BUDGET	2024 PROJECTED	2025 PROPOSED BUDGET
DEPT OF CITY PLAN						
60	100 SICK TIME & OTHER LEAVE	3,163	8,754	-	8,664	-
60	101 SALARIES - MUNICIPAL	465,996	456,700	449,388	440,752	479,564
60	106 OVERTIME - MUNICIPAL	3,425	-	-	-	-
60	140 TEMPORARY SERVICES	-	-	23,501	23,501	-
60	201 OFFICE SUPPLIES & EQUIPME	794	1,951	2,500	1,419	2,500
60	202 PRINT, BIND, & REPRODUCT	36	445	1,000	500	1,000
60	203 ADVERTISING	644	408	3,000	1,632	3,000
60	204 DUES & SUBSCRIPTIONS	25	-	1,100	1,091	1,100
60	205 POSTAGE	115	127	1,500	2,384	1,500
60	231 SUPPLIES-COMPUTER	-	-	1,000	500	1,000
60	237 SUPPLIES-BLUEPRINTS & GRAPHIC	192	1,267	1,500	750	1,500
60	300 TRAVEL	-	253	-	96	500
60	302 CONFERENCES	-	-	400	200	-
60	303 TELEPHONE	-	487	-	1,416	600
60	330 AUTO & VEHICLE MAINTENANC	-	-	500	250	300
60	340 SERVICE CONTRACTS	1,022	147	2,500	-	2,000
60	360 PROFESSIONAL SERVICES	1,716	7,630	30,000	30,000	30,000
60	385 CONSERVATION COMMISSION	400	190	400	400	400
60	386 PAWTUXET RIVER AUTHORITY	2,500	2,500	3,500	3,500	3,500
60	387 HISTORIC DISTRICT COMMISS	45	93	400	400	400
60	388 LAND TRUST	400	-	400	400	400
60	389 HISTORIC CEMETERY COMMISSION	383	343	400	400	400
60	442 STATE GRANT PASS THROUGH	162,530	105,178	571,681	571,681	117,900
60	446 URI WATERSHED WATCH	2,100	2,100	2,100	2,100	2,100
60	447 SO RI CONSERVATION DIST	500	500	500	500	500
60	449 ZONING ORDINANCE REVIEW	-	-	-	-	-
60	999 MISC. DEPARTMENT CREDITS	(45)	-	-	-	-
DEPARTMENT TOTAL		645,941	589,072	1,097,270	1,092,536	650,164

CITY OF WARWICK, RI
PROPOSED GENERAL FUND BUDGET
FISCAL YEAR 2024-2025

		2022 ACTUAL	2023 ACTUAL	2024 BUDGET	2024 PROJECTED	2025 PROPOSED BUDGET
TOURISM, CULTURE, & DEVELOPMNT						
61	100 SICK TIME & OTHER LEAVE	3,139	10,062	-	-	-
61	101 SALARIES - MUNICIPAL	213,558	210,098	299,039	206,087	265,466
61	201 OFFICE SUPPLIES & EQUIPME	847	1,317	2,000	2,007	2,000
61	204 DUES & SUBSCRIPTIONS	-	-	1,000	500	1,000
61	205 POSTAGE	106	92	1,200	994	1,000
61	300 TRAVEL	179	436	6,000	5,019	9,000
61	303 TELEPHONE	397	497	1,100	716	1,100
61	330 AUTO & VEHICLE MAINTENANC	-	-	-	-	-
61	340 SERVICE CONTRACTS	-	-	-	-	-
61	353 ECONOMIC DEVELOPMENT PROGRAMS	58,373	51,762	55,000	41,052	55,000
61	355 TOURISM PROGRAMS	312,658	241,546	400,000	400,000	400,000
61	442 STATE GRANT PASS THROUGH	-	-	-	-	-
61	816 CARES PASSTHRU	-	-	-	-	-
61	510 TOURISM GRANT 1	-	-	-	-	-
61	999 MISC. DEPARTMENT CREDITS	-	-	-	-	-
DEPARTMENT TOTAL		589,255	515,811	765,339	656,375	734,566

CITY OF WARWICK, RI
PROPOSED GENERAL FUND BUDGET
FISCAL YEAR 2024-2025

		2022 ACTUAL	2023 ACTUAL	2024 BUDGET	2024 PROJECTED	2025 PROPOSED BUDGET
PUBLIC WORKS-ADMINIST						
62	100 SICK TIME & OTHER LEAVE	3,671	9,955	-	29,468	-
62	101 SALARIES - MUNICIPAL	192,760	185,443	222,124	192,656	222,120
62	201 OFFICE SUPPLIES & EQUIPME	1,541	1,284	1,700	2,151	1,700
62	203 ADVERTISING	154	268	399	200	400
62	231 SUPPLIES-COMPUTER	601	429	3,000	1,500	3,000
62	303 TELEPHONE	12,283	12,202	15,000	10,996	12,000
62	310 RENT	-	423,838	520,000	565,092	565,092
62	340 SERVICE CONTRACTS	-	-	-	-	-
DEPARTMENT TOTAL		211,010	633,420	762,223	802,063	804,312

CITY OF WARWICK, RI
PROPOSED GENERAL FUND BUDGET
FISCAL YEAR 2024-2025

		2022 ACTUAL	2023 ACTUAL	2024 BUDGET	2024 PROJECTED	2025 PROPOSED BUDGET
PUBLIC WORKS-HIGHWAY						
63	100 SICK TIME & OTHER LEAVE	82,075	107,951	-	68,002	-
63	101 SALARIES - MUNICIPAL	2,369,808	2,636,113	2,992,682	2,839,721	3,108,011
63	106 OVERTIME - MUNICIPAL	214,134	202,082	140,000	140,000	140,000
63	107 OVERTIME - STORM/SNOW	111,197	25,153	100,000	100,000	100,000
63	119 SALARIES - SEASONAL	15,821	33,161	51,000	51,000	51,000
63	222 NATURAL GAS	34,317	33,828	30,000	30,000	28,077
63	224 ELECTRICITY	43,256	9,855	45,000	28,139	40,000
63	227 SUPPLIES-TRAFFIC SAFETY	11,014	17,398	18,000	21,540	25,000
63	230 DRAINAGE PIPE	2,386	1,373	5,500	5,891	8,000
63	231 GRAVEL/STONE	14,959	29,731	40,000	31,147	40,000
63	232 DRAINAGE BLOCKS	5,763	3,842	14,000	7,309	14,000
63	234 FRAMES AND COVERS	565	5,650	12,500	6,924	15,000
63	242 CHEMICALS-WEED CONTROL	2,760	1,432	6,000	3,000	10,000
63	244 GUARD RAILS	-	-	1,000	500	1,000
63	249 CHEMICALS-RODENT CONTROL	4,210	3,300	6,000	3,000	6,000
63	260 CLOTHING	3,161	3,040	5,000	3,400	6,000
63	274 SNOW PLOWS	20,321	-	30,000	-	30,000
63	275 SAFETY EQUIPMENT	2,016	3,335	3,000	2,609	4,500
63	285 SMALL TOOLS	10,325	21,168	12,000	8,993	12,000
63	290 ASPHALT	60,351	138,434	80,000	80,000	80,000
63	291 SAND	15,329	6,350	40,000	40,000	40,000
63	292 SALT	69,340	31,742	150,000	150,000	150,000
63	293 STREET STRIPING	25,304	24,220	30,000	25,000	35,000
63	304 WATER USAGE	786	1,887	5,000	2,000	5,000
63	340 SERVICE CONTRACTS	4,090	6,610	7,000	6,400	15,000
63	360 PROFESSIONAL SERVICES	11,045	15,798	10,500	7,352	12,000
63	377 SNOW REMOVAL	60,245	16,135	100,000	100,000	100,000
63	380 GENERAL SERVICES	256	454	850	425	850
63	404 PROPERTY DAMAGE	573	421	2,000	1,449	2,500
63	900 INTERDEPARTMENTAL CREDITS	(10,316)	(9,105)	(1,000)	(1,000)	(1,000)
63	999 MISC. DEPARTMENT CREDITS	(250)	-	(1,000)	(6,746)	(1,000)
DEPARTMENT TOTAL		3,184,841	3,371,358	3,935,032	3,756,055	4,076,938

CITY OF WARWICK, RI
PROPOSED GENERAL FUND BUDGET
FISCAL YEAR 2024-2025

		2022 ACTUAL	2023 ACTUAL	2024 BUDGET	2024 PROJECTED	2025 PROPOSED BUDGET
PUBLIC WORKS-RECYCLING-SANITAT						
64	100 SICK TIME & OTHER LEAVE	80,728	40,594	-	41,348	-
64	101 SALARIES - MUNICIPAL	1,064,168	1,149,831	1,379,297	1,238,307	1,393,073
64	106 OVERTIME - MUNICIPAL	386,357	255,251	200,000	283,456	225,000
64	239 SUPPLIES-MISCELLANEOUS	1,059	1,028	1,000	1,345	1,500
64	260 CLOTHING	3,222	2,294	4,000	2,969	4,000
64	393 TIPPING FEE-MUNICIPAL	1,418,261	1,466,336	1,800,000	1,700,000	1,900,000
64	999 MISC. DEPARTMENT CREDITS	(1,223)	(2,663)	(2,000)	(2,462)	(2,000)
DEPARTMENT TOTAL		2,952,573	2,912,671	3,382,297	3,264,963	3,521,573
P/WORKS RECYCLING COMPOST						
68	201 OFFICE SUPPLIES & EQUIPME	981	764	1,000	923	1,000
68	203 ADVERTISING	29,975	45,964	50,000	43,902	50,000
68	239 SUPPLIES-CONTAINERS	94,870	48,194	50,000	49,905	50,000
68	375 COMPOSTING PROGRAM	3,000	2,271	7,000	3,784	7,000
68	999 MISC. DEPARTMENT CREDITS	-	(4,212)	-	-	-
DEPARTMENT TOTAL		128,826	92,980	108,000	98,514	108,000

CITY OF WARWICK, RI
PROPOSED GENERAL FUND BUDGET
FISCAL YEAR 2024-2025

		2022 ACTUAL	2023 ACTUAL	2024 BUDGET	2024 PROJECTED	2025 PROPOSED BUDGET
PUBLIC WORKS-AUTOMOTIVE						
65	100 SICK TIME & OTHER LEAVE	24,918	39,226	-	27,740	-
65	101 SALARIES - MUNICIPAL	694,533	740,438	868,280	672,292	907,954
65	106 OVERTIME - MUNICIPAL	156,270	194,632	150,000	150,000	150,000
65	107 OVERTIME - STORM/SNOW	18,362	6,703	16,000	16,000	16,000
65	140 TEMPORARY			25,375	25,375	-
65	211 TIRES	75,889	86,156	140,000	125,822	140,000
65	212 MOTOR OIL	45,244	47,713	50,000	57,117	70,000
65	213 BATTERIES	20,824	21,977	21,000	21,143	27,000
65	214 ANTI-FREEZE & COOLANT	7,912	7,533	10,000	6,608	10,000
65	215 HARDWARE	13,544	14,163	16,000	13,069	16,000
65	220 GASOLINE	303,768	317,777	286,000	286,000	305,066
65	221 DIESEL FUEL	698,534	765,023	800,000	800,000	680,870
65	239 SUPPLIES-MISCELLANEOUS	49,214	50,673	50,600	38,879	50,600
65	250 MECHANICAL PARTS	858,402	751,592	800,000	750,000	800,000
65	258 MECH PARTS-PLOWS	24,871	21,958	35,000	35,000	35,000
65	265 REPAIRS-FIRE DEPARTMENT	-	115,570	150,000	80,782	150,000
65	270 PARTS-RADIO	177	1,276	2,000	1,000	3,000
65	279 CLOTHING MAINTENANCE	2,971	2,856	4,000	3,138	4,000
65	281 STEEL MATERIALS	1,756	3,493	13,000	12,842	13,000
65	284 WELDING MATERIALS	3,197	5,296	11,000	5,935	11,000
65	285 SMALL TOOLS	7,395	8,103	10,000	6,229	10,000
65	301 TRAINING, EDUCATION & TRAVEL			5,000	4,500	5,000
65	311 AUTO REGISTRATIONS	1,328	1,917	2,000	2,004	2,000
65	314 EQUIPMENT REPAIR	191,314	150,839	200,000	200,000	200,000
65	318 TIRE RECAPPING	142,890	121,679	170,000	170,000	170,000
65	327 FUEL TANK TESTING	994	1,190	2,000	2,000	3,000
65	328 SPECIAL WASTE HANDLING	1,848	2,000	3,000	2,246	4,000
65	618 FIRE DEPARTMENT	(214,107)	(158,050)	(120,000)	(120,000)	(135,000)
65	619 RECREATION DEPARTMENT	-	-	-	-	-
65	620 OTHER DEPARTMENTS	-	-	-	-	-
65	900 INTERDEPART CREDITS GAS	(290,837)	(290,926)	(300,000)	(300,000)	(285,000)
65	999 MISC. DEPARTMENT CREDITS	(260)	(639)	-	-	-
DEPARTMENT TOTAL		2,840,950	3,030,168	3,420,255	3,095,720	3,363,490

CITY OF WARWICK, RI
PROPOSED GENERAL FUND BUDGET
FISCAL YEAR 2024-2025

		2022 ACTUAL	2023 ACTUAL	2024 BUDGET	2024 PROJECTED	2025 PROPOSED BUDGET
PUBLIC WORKS-BLDG MAINT						
66	100 SICK TIME & OTHER LEAVE	33,456	20,026	-	24,146	-
66	101 SALARIES - MUNICIPAL	546,500	610,959	703,888	639,573	697,188
66	106 OVERTIME - MUNICIPAL	19,858	24,672	35,000	35,000	35,000
66	107 OVERTIME - STORM/SNOW	9,934	2,668	-	-	10,000
66	222 NATURAL GAS	70,798	85,568	60,000	46,068	71,021
66	224 ELECTRICITY	83,091	88,286	100,000	74,447	100,000
66	279 CLOTHING MAINTENANCE	-	-	750	375	750
66	280 BUILDING SUPPLIES	23,755	24,133	25,000	20,277	30,000
66	281 MAINT BLDG REPAIRS	43,228	53,537	50,000	37,623	50,000
66	285 SMALL TOOLS	3,422	3,459	3,500	4,237	4,000
66	304 WATER USAGE	13,538	12,456	25,000	16,426	25,000
66	305 SEWER USAGE	22,002	23,320	30,000	30,876	35,000
66	317 LIGHTING PROJECTS	-	-	4,500	2,250	4,500
66	331 BUILDING MAINTENANCE	5,343	5,353	6,000	5,275	6,000
66	340 SERVICE CONTRACTS	243,184	178,800	205,000	205,000	205,000
66	369 RENOVATION PROJECTS	78,471	75,896	80,000	80,000	80,000
66	999 MISC. DEPARTMENT CREDITS	-	-	-	-	-
DEPARTMENT TOTAL		1,196,578	1,209,134	1,328,638	1,221,573	1,353,459

**CITY OF WARWICK, RI
PROPOSED GENERAL FUND BUDGET
FISCAL YEAR 2024-2025**

		2022 ACTUAL	2023 ACTUAL	2024 BUDGET	2024 PROJECTED	2025 PROPOSED BUDGET
PUBLIC WORKS-ENGINEERING						
67	100 SICK TIME & OTHER LEAVE	6,482	2,745	-	2,753	-
67	101 SALARIES - MUNICIPAL	177,419	250,744	262,396	253,221	263,358
67	201 OFFICE SUPPLIES & EQUIPME	1,708	956	1,725	1,125	2,000
67	202 PRINT, BIND, & REPRODUCT	-	231	500	250	500
67	204 DUES & SUBSCRIPTIONS	100	-	300	150	300
67	224 STREET LIGHTING	1,008,078	182,204	700,000	700,000	600,000
67	225 STREET LIGHT MAINT. FEES	-	11,972	35,000	33,095	50,000
67	291 PAVEMENT CRACK SEALING	-	3,942	75,000	37,500	75,000
67	301 TRAINING & EDUCATION	35	-	500	250	500
67	360 PROFESSIONAL SERVICES	-	17,500	20,000	10,000	20,000
67	406 GREENWICH BAY STRMWTR TR PROJ	1,300	62,800	80,000	80,000	80,000
67	442 STATE GRANT PASS THROUGH	-	-	-	-	-
DEPARTMENT TOTAL		1,195,123	533,094	1,175,421	1,118,344	1,091,658

CITY OF WARWICK, RI
PROPOSED GENERAL FUND BUDGET
FISCAL YEAR 2024-2025

		2022 ACTUAL	2023 ACTUAL	2024 BUDGET	2024 PROJECTED	2025 PROPOSED BUDGET
THAYER & WARBURTON ARENAS						
41	100 SICK TIME & OTHER LEAVE	21,023	11,947	-	7,872	-
41	101 SALARIES - MUNICIPAL	320,146	319,543	382,486	374,614	366,828
41	106 OVERTIME - MUNICIPAL	37,050	40,368	40,000	40,000	45,000
41	119 SALARIES - SEASONAL	29	41,882	100,000	75,000	65,000
41	201 OFFICE SUPPLIES & EQUIPME	-	-	-	-	-
41	220 GASOLINE	3,649	7,267	6,000	3,703	6,976
41	222 NATURAL GAS	83,335	120,363	100,000	100,000	99,901
41	224 ELECTRICITY	306,685	103,713	300,000	300,000	300,000
41	239 SUPPLIES-SPECIAL EVENTS	-	-	-	-	-
41	240 CHEMICALS-REFRIGERANTS	1,189	806	3,000	1,915	5,000
41	281 MAINTENANCE MATERIALS	12,947	14,135	15,000	12,769	18,000
41	304 WATER USAGE	16,389	13,108	23,000	17,500	23,000
41	305 SEWER USAGE	10,853	24,891	27,000	27,000	30,000
41	331 BUILDING MAINTENANCE	131,571	176,947	50,000	47,936	75,000
41	332 SECURITY & ALARM SVC	-	2,964	4,500	3,174	4,500
41	999 MISC. DEPARTMENT CREDITS	-	-	(5,000)	(2,500)	(5,000)
DEPARTMENT TOTAL		944,867	877,933	1,045,986	1,008,983	1,034,205
MCDERMOTT SWIMMING POOL						
42	100 SICK TIME & OTHER LEAVE	24	-	-	(26)	-
42	101 SALARIES - MUNICIPAL	60,223	58,195	88,007	88,007	88,000
42	106 OVERTIME - MUNICIPAL	6,119	1,390	7,000	3,607	7,000
42	119 SALARIES - SEASONAL	-	-	-	-	-
42	201 OFFICE SUPPLIES & EQUIPME	-	-	-	-	-
42	222 NATURAL GAS	60,282	80,832	70,000	70,000	67,091
42	224 ELECTRICITY	3,423	3,153	35,000	21,855	35,000
42	241 CHEMICALS-POOL	8,067	8,357	12,000	8,875	20,000
42	279 CLOTHING MAINTENANCE	325	325	325	325	325
42	281 MAINTENANCE MATERIALS	9,508	10,681	14,000	10,761	14,000
42	304 WATER USAGE	11,464	7,507	16,500	11,680	16,500
42	305 SEWER USAGE	7,825	16,135	26,000	20,394	26,000
42	331 BUILDING MAINTENANCE	8,132	34,801	30,000	35,882	35,000
42	332 SECURITY & ALARM SVC	-	-	1,000	930	1,000
DEPARTMENT TOTAL		175,392	221,375	299,832	272,290	309,916

CITY OF WARWICK, RI
PROPOSED GENERAL FUND BUDGET
FISCAL YEAR 2024-2025

		2022 ACTUAL	2023 ACTUAL	2024 BUDGET	2024 PROJECTED	2025 PROPOSED BUDGET
PUBLIC WORKS-FIELD MAINTENANCE						
70	100 SICK TIME & OTHER LEAVE	22,094	14,659	-	10,718	-
70	101 SALARIES - MUNICIPAL	460,931	502,715	560,832	534,524	609,699
70	106 OVERTIME - MUNICIPAL	33,238	44,708	35,000	35,000	35,000
70	107 OVERTIME - STORM/SNOW	4,721	782	10,000	10,000	10,000
70	224 ELECTRICITY	66,368	20,727	75,000	53,413	75,000
70	260 CLOTHING	49	-	700	350	700
70	281 MAINTENANCE MATERIALS	29,894	33,482	35,000	25,054	35,000
70	285 SMALL TOOLS	3,199	2,509	4,000	2,169	4,000
70	304 WATER USAGE	33,793	42,515	60,000	50,000	60,000
70	331 BUILDING MAINTENANCE	5,100	3,198	6,000	4,909	6,000
70	340 SERVICE CONTRACTS	17,316	22,475	25,000	20,773	30,000
DEPARTMENT TOTAL		676,703	687,769	811,532	746,911	865,399

Employee Benefits and Fixed Costs

- **Healthcare (75):** Healthcare is budgeted based upon an increase in working rates of just over 5.0% from FY 24 offset by a decline in the mix of enrollment and \$2.0 million from the healthcare management reserve.
- **Liability Insurance (76):** Cost for liability insurance through the RI Interlocal Trust will increase approximately 2.0% to \$2,724,000 for FY 2024-25.
- **Pensions and OPEB (85):** Contributions for the four pension plans and OPEB Trust administered by the City and as calculated by the city actuary are budgeted in compliance with the Ordinance adopted by the Council last Summer. \$80,000 provided in Police 2 in order to freeze employee contributions to the pension plan.

CITY OF WARWICK, RI
PROPOSED GENERAL FUND BUDGET
FISCAL YEAR 2024-2025

		2022 ACTUAL	2023 ACTUAL	2024 BUDGET	2024 PROJECTED	2025 PROPOSED BUDGET
EMPLOYEE BENEFITS						
75	151 FICA	2,941,733	3,056,041	3,137,385	3,175,478	2,836,418
75	152 MEDICARE	978,950	1,001,430	1,086,083	1,059,120	1,038,519
75	158 HEALTHCARE-MUNICIPAL	5,457,809	5,734,847	6,136,791	6,027,826	5,989,053
75	159 HEALTHCARE-MUNICIPAL RETIREES	3,759,711	3,541,647	3,896,489	3,538,966	3,822,807
75	160 HEALTHCARE-POLICE	3,005,465	3,049,134	3,302,072	3,556,023	3,407,166
75	161 HEALTHCARE-POLICE RETIREES	3,484,270	3,482,933	3,763,722	3,698,638	3,671,100
75	162 HEALTHCARE-FIRE	3,856,302	3,873,860	4,459,052	4,261,229	4,205,403
75	163 HEALTHCARE-FIRE RETIREES	3,565,778	3,706,231	3,956,664	3,980,055	3,956,099
75	164 HEALTHCARE BONUS	23,450	37,350	37,350	47,700	38,769
75	165 DENTAL-POLICE	146,323	149,846	142,976	140,218	148,155
75	166 DENTAL-POLICE RETIREES	147,701	136,204	323,201	126,658	151,695
75	167 DENTAL-FIRE	171,502	172,446	347,927	168,284	172,427
75	168 DENTAL-FIRE RETIREES	9,459	956	-	(35,513)	10,416
75	169 DENTAL-MUNICIPAL	309,387	316,493	83,946	290,116	320,987
75	177 LIFE INSURANCE-MUNICIPAL	19,180	26,052	22,881	23,898	27,000
75	178 LIFE INSURANCE-POLICE	12,425	11,639	9,763	11,298	15,000
75	179 LIFE INSURANCE-FIRE	13,501	13,320	14,874	21,910	21,000
75	180 SEVERANCE PAY	147,633	119,987	106,816	148,622	228,003
75	181 SICK PAY BONUS	82,809	73,791	73,791	79,071	83,705
75	183 HEALTHCARE-CROSSING GD-RETIRED	41,374	39,747	42,926	31,266	41,227
75	184 UNEMPLOYMENT CROSS GUARD	97	-	-	-	-
75	185 WELLNESS PROGRAM	933	934	1,000	154	1,500
75	186 RI EMPLOY ASSISTANCE PROG	-	26,478	13,300	13,178	13,805
75	187 INCENTIVE PROGRAM	-	-	-	-	-
75	188 HEALTH INSURANCE CONSULTANT	-	-	-	-	-
75	196 OPEB TRUST FUNDING	250,000	250,000	-	-	-
75	198 CITY CONTRACTUAL OBLIGATION	-	-	-	-	1,000,000
75	999 MISC. DEPARTMENT CREDITS	(34,448)	(52,498)	(1,269,596)	(1,269,596)	(2,000,000)
DEPARTMENT TOTAL		28,391,347	28,768,867	29,689,413	29,094,601	29,200,254

**CITY OF WARWICK, RI
PROPOSED GENERAL FUND BUDGET
FISCAL YEAR 2024-2025**

		2022 ACTUAL	2023 ACTUAL	2024 BUDGET	2024 PROJECTED	2025 PROPOSED BUDGET
INSURANCE						
76	325 INSURANCE PREMIUMS	2,236,283	2,538,411	2,670,069	2,670,069	2,724,142
76	327 DEDUCTIBLE PAYMENTS	284,454	80,368	126,878	126,878	126,878
76	357 INSURED ACCIDENTS- GEN'L	4,907	222,948	-	6,844	-
76	358 INSURED ACCIDENTS- POLICE	59,646	122,138	-	122,000	-
76	359 INSURED ACCIDENTS- FIRE	30,503	955	-	-	-
DEPARTMENT TOTAL		2,615,793	2,964,820	2,796,947	2,925,791	2,851,020
COUNCIL CLAIMS						
77	000 COUNCIL CLAIMS	10,207	7,325	10,000	10,000	10,000
DEPARTMENT TOTAL		10,207	7,325	10,000	10,000	10,000

CITY OF WARWICK, RI
PROPOSED GENERAL FUND BUDGET
FISCAL YEAR 2024-2025

		2022 ACTUAL	2023 ACTUAL	2024 BUDGET	2024 PROJECTED	2025 PROPOSED BUDGET
POSTAGE						
78	205 POSTAGE	75,353	79,513	95,000	77,042	95,000
78	615 POLICE DEPARTMENT	(9,396)	(11,757)	(10,000)	(9,785)	(10,000)
78	620 MUNICIPAL COURT	(1,151)	(2,043)	(2,000)	(1,896)	(2,000)
78	621 BUILDING INSPECTION	(5,829)	(5,421)	(5,000)	(4,551)	(5,000)
78	622 ECONOMIC DEVELOPMENT	(106)	(92)	(1,200)	(994)	(1,200)
78	623 PLANNING	(115)	(127)	(1,500)	(2,384)	(1,500)
78	626 CITY CLERK	(1,984)	(1,398)	(1,500)	(1,301)	(1,500)
78	627 PROBATE	(786)	(369)	(1,300)	(767)	(1,300)
78	629 COMMUNITY DEVELOPMENT	(441)	(425)	(500)	(402)	(500)
78	630 ANIMAL SHELTER	(30)	(33)	(50)	(32)	(50)
DEPARTMENT TOTAL		55,516	57,848	71,950	54,930	71,950
FIXED COSTS						
79	144 ARBITRATION - MUNICIPAL	325	325	4,000	4,000	4,000
79	145 ARBITRATION - POLICE	-	-	4,000	4,000	4,000
79	146 ARBITRATION - FIRE	325	1,500	4,000	4,000	4,000
79	170 WORKERS COMPENSATION	253,377	268,064	300,000	379,192	418,000
79	171 POLICE/FIRE DISABLITY COM	26,307	30,071	40,000	40,000	40,000
79	176 UNEMPLOYMENT COMPENSATION	36,012	50,565	45,000	48,850	45,000
79	360 PROFESSIONAL SERVICES	816	2,104	10,000	5,000	5,000
79	799 MIC CAPITAL EXPENSES	579,200	-	-	-	-
DEPARTMENT TOTAL		896,362	352,629	407,000	485,042	520,000

CITY OF WARWICK, RI
PROPOSED GENERAL FUND BUDGET
FISCAL YEAR 2024-2025

		2022 ACTUAL	2023 ACTUAL	2024 BUDGET	2024 PROJECTED	2025 PROPOSED BUDGET
PENSIONS						
85	172 PENSION - POLICE I	2,534,795	2,450,993	2,512,125	2,512,125	3,273,387
85	173 PENSION - POLICE II	5,000,043	5,647,943	6,030,528	6,030,528	6,139,404
85	174 PENSION - FIRE	17,455,267	18,144,964	16,600,000	16,600,000	15,437,151
85	176 PENSION - FIRE II	4,906,175	5,195,709	5,201,481	5,201,481	5,373,721
85	195 PENSION - MUNICIPAL	7,814,937	8,071,000	8,525,753	8,525,753	8,792,265
85	196 OPEB TRUST FUNDING			1,060,322	1,060,322	1,069,700
DEPARTMENT TOTAL		37,711,217	39,510,609	39,930,209	39,930,209	40,085,628

Schools

- **Warwick Schools:** The Mayor proposes a local funds budget increase of 2.6% as summarized in the budget message.

**CITY OF WARWICK, RI
 PROPOSED GENERAL FUND BUDGET
 FISCAL YEAR 2024-2025**

		2022 ACTUAL	2023 ACTUAL	2024 BUDGET	2024 PROJECTED	2025 PROPOSED BUDGET
SCHOOL DEPARTMENT						
89	000 APPROPRIATION	172,353,249	179,451,226	185,914,551	186,667,170	189,700,392

CITY OF WARWICK, RI
 PROPOSED GENERAL FUND BUDGET
 FISCAL YEAR 2024-2025

	2022 ACTUAL	2023 ACTUAL	2024 BUDGET	2024 PROJECTED	2025 PROPOSED BUDGET
DEPARTMENT TOTAL	172,353,249	179,451,226	185,914,551	186,667,170	189,700,392
TOTAL GENERAL FUND	326,794,635	339,024,432	353,211,452	351,572,601	360,847,437

Revenue Highlights

- **State Aid**
 - School Housing Aid increases by \$1.7 million over budgeted levels in FY 24 as reimbursement for completed school projects begin.
 - Car tax reimbursement level funded for third year in a row.
 - Tangible tax reimbursement for \$50,000 exemption estimated at over \$2.8 million. This is approximately \$240,000 less than the estimated lost revenue.
 - State school aid is only \$200,000 higher than FY 24 approved budget.
- **Federal Aid**
 - Fire SAFER grant estimated at over \$2 million as eligible employee benefit costs now included.
- **Licenses and Fees**
 - Recording Fees and Realty Transfer tax moderate as real estate and refinancing activity slow.
 - Building permit revenue remains resilient.
- **Other Revenues**
 - Cannabis revenues estimated to exceed \$1 million.
 - Hospitality revenues show good growth.
 - Municipal Court fines estimated to grow by \$1.3 million from speed camera installation.
 - Investment earnings remain at high levels as interest rates remain elevated.
 - Sale of City Real Estate revenues delayed from FY 24 to FY 25.
- **Property Tax**
 - 1.5% tax rate increase generates \$3.1 million.
 - \$3.1 million loss in tangible revenues offset by \$2.8 million in state reimbursements (see above).
 - Assessed values grow by .75% to generate \$1.6 million.
- **Fund Balance**
 - \$2.7 million drawdown from fund balance of over \$30 million (down from \$7.1 million in FY 24) used to balance the budget.
- **Non-General Fund**
 - Net of \$0.8 million transferred from inactive capital project and special revenue funds to the general fund.

CITY OF WARWICK, RI
PROPOSED GENERAL FUND REVENUE BUDGET
FISCAL YEAR 2024 - 2025

ACCOUNT NUMBER	ACCOUNT DESCRIPTION	FY2022	FY2023	FY2024	FY2024	FY2024	FY 2025
		ACTUAL	ACTUAL	REVISED	YTD 03-31-24	PROJECTED	PROPOSED
100-03314	PUBLIC SCHOOL HOUSING-STA	\$ 1,493,985	\$ 1,583,551	\$ 1,566,945	\$ 440,740	\$ 1,986,273	\$ 3,226,258
100-03317	TANGIBLE TAX REIMBURSEMENT						\$ 2,816,280
100-03318	PUBLIC SERVICE CORP TAX	\$ 1,003,986	\$ 1,095,600	\$ 1,003,986	\$ -	\$ 1,095,600	\$ 1,095,600
100-03319	STATE REIMB-M/V TAX PHASEOUT	\$ 11,886,329	\$ 25,246,254	\$ 25,246,254	\$ 18,934,691	\$ 25,246,254	\$ 25,246,254
100-03320	FEMA - STATE SHARE	\$ -	\$ 211,053	\$ -	\$ -	\$ -	\$ -
100-03327	PAYMENT IN LIEU OF TAXES	\$ 1,528,261	\$ 1,578,435	\$ 1,578,435	\$ 1,578,435	\$ 1,578,435	\$ 1,691,043
30-923	STATE REIMB-CRIM COMPLAINT FEE	\$ -	\$ 577	\$ 646	\$ 219	\$ 646	\$ 500
17-920	STATE GRANT REVENUE	\$ 176,000					
30-996	REIMBURSEMENT-TRAINING/OT	\$ 173,400	\$ 14,822	\$ 30,000	\$ 11,010	\$ 30,000	\$ 15,000
30-923	STATE REIMB-CRIMINAL COMPLAINT	\$ 724					
32-920	STATE GRANT REVENUE	\$ 42,445	\$ 226,906	\$ 165,000	\$ 133,811	\$ 225,000	\$ 295,000
36-920	STATE GRANT REVENUE	\$ 239,866	\$ 10,109	\$ -	\$ -	\$ -	\$ -
43-930	STATE REIMBURSEMENT	\$ 715,787	\$ 710,409	\$ 778,781	\$ 382,301	\$ 778,781	\$ 895,063
47-930	DEA - STATE REIMB.	\$ 149,972	\$ 93,733	\$ 75,000	\$ 5,200	\$ -	\$ 93,733
47-936	INTEGRATED GRANT FED-WESTBAY	\$ 43,231	\$ 15,826	\$ 24,000	\$ -	\$ -	\$ -
59-920	STATE GRANT REVENUE		\$ 854,443	\$ -	\$ 320,000	\$ -	\$ -
60-920	STATE GRANT REVENUE	\$ 514,250	\$ -	\$ 596,681	\$ 3,547	\$ 596,681	\$ 433,000
89-930	STATE REIMBURSEMENT	\$ 40,222,131	\$ 42,079,257	\$ 45,143,773	\$ 29,560,130	\$ 45,898,470	\$ 45,383,126
	TOTAL STATE AID	\$ 58,190,367	\$ 73,720,976	\$ 76,209,501	\$ 51,370,083	\$ 77,436,140	\$ 81,190,857
31-921	FEDERAL GRANT REVENUE	\$ 29,006	\$ 43,295	\$ 20,000	\$ 23,340	\$ 31,000	\$ 86,000
31-931	FED REIMB- F.B.I. GRANT	\$ 5,180	\$ 13,118	\$ 7,000	\$ 10,759	\$ 14,000	\$ 17,000
32-921	FEDERAL GRANT REVENUE	\$ 39,807	\$ 12,167	\$ 10,000	\$ 15,594	\$ 21,000	\$ 10,000
33-921	FEDERAL GRANT REVENUE	\$ 26,464	\$ 47,623	\$ 20,000	\$ 16,421	\$ 22,000	\$ 47,663
33-931	FED REIMB-COUNTER-TERRORISM	\$ 12,856	\$ 14,602	\$ 10,000	\$ 37,558	\$ 50,077	\$ 33,000
33-938	RI JAG GRANTS	\$ 16,751	\$ 18,474	\$ 17,000	\$ 29,886	\$ 29,886	\$ 28,525
33-988	WALMART GRANT/MISC GRANT		\$ -	\$ -	\$ 1,765	\$ -	\$ -
34-932	FEDERAL GRANT-EMERG OPERATIONS		\$ 3,732	\$ -	\$ -	\$ -	\$ -
35-931	FEDERAL REIMBURSEMENT		\$ -	\$ 1,247,648	\$ 198,769	\$ 1,720,926	\$ 2,044,060
38-900	FEMA - AFG GRANT	\$ 151,703	\$ -	\$ -	\$ -	\$ -	\$ -
38-910	RIEMA - SHSP GRANT	\$ 278,620	\$ 146,078	\$ -	\$ 124,320	\$ 124,320	\$ 100,000
59-118	CREDITS - COMM DEVELOP	\$ 197,556	\$ 224,921	\$ 318,657	\$ 141,238	\$ 318,657	\$ 286,191
61-921	FEDERAL GRANT REVENUE		\$ -	\$ -	\$ 166,667	\$ 166,667	\$ -
89-931	FEDERAL REIMBURSEMENT		\$ -	\$ 1,800,795	\$ -	\$ 1,800,795	\$ 1,750,000
	TOTAL FEDERAL AID	\$ 757,943	\$ 524,009	\$ 3,451,100	\$ 766,317	\$ 4,299,328	\$ 4,402,439

CITY OF WARWICK, RI
PROPOSED GENERAL FUND REVENUE BUDGET
FISCAL YEAR 2024 - 2025

ACCOUNT NUMBER	ACCOUNT DESCRIPTION	FY2022	FY2023	FY2024	FY2024	FY2024	FY 2025
		ACTUAL	ACTUAL	REVISED	YTD 03-31-24	PROJECTED	PROPOSED
100-03506	RECORDING FEES	\$ 943,531	\$ 636,026	\$ 750,000	\$ 447,468	\$ 600,000	\$ 600,000
100-03507	REALTY TRANSFER TAX	\$ 1,859,750	\$ 1,378,661	\$ 1,400,000	\$ 1,133,641	\$ 1,510,000	\$ 1,400,000
100-03508	MUNICIPAL FEES	\$ 131,023	\$ 146,935	\$ 135,219	\$ 108,470	\$ 144,490	\$ 140,000
100-03509	MISC LICENSES (POLICE)	\$ 85,448	\$ 95,974	\$ 91,709	\$ 76,557	\$ 102,000	\$ 105,000
100-03510	LIQUOR LICENSES	\$ 127,505	\$ 128,434	\$ 139,703	\$ 123,107	\$ 124,000	\$ 124,000
100-03511	DOG LICENSES	\$ 7,049	\$ 9,025	\$ 7,115	\$ 2,376	\$ 5,000	\$ 5,000
100-03513	BUILDING PERMIT FEES	\$ 1,277,737	\$ 1,388,461	\$ 1,350,000	\$ 1,016,567	\$ 1,350,000	\$ 1,350,000
100-03514	RADON TEST FEES BLDG	\$ 204	\$ 731	\$ -	\$ 107	\$ -	\$ -
100-03515	ADVERTISING FEES (ZONING)	\$ 36,590	\$ 25,648	\$ 28,346	\$ 13,115	\$ 17,487	\$ 18,012
100-03518	MCDERMOTT POOL FEES	\$ 144,888	\$ 179,012	\$ 160,000	\$ 110,362	\$ 160,000	\$ 160,000
100-03519	THAYER ARENA FEES	\$ 591,235	\$ 623,669	\$ 650,000	\$ 476,128	\$ 650,000	\$ 650,000
100-03520	CE & ADA	\$ (1,251)	\$ 1,991	\$ 2,655	\$ 829	\$ 1,000	\$ -
100-03521	POLICE-HUD BCI CHECKS	\$ 1,665	\$ 1,750	\$ 1,563	\$ 1,580	\$ 2,000	\$ 1,600
100-03522	PLAN REVIEW FEES-FIRE	\$ 127,400	\$ 94,125	\$ 102,882	\$ 99,780	\$ 105,000	\$ 103,142
100-03523	FALSE ALARM ORDINANCE	\$ 29,090	\$ 41,475	\$ 31,072	\$ 28,075	\$ 40,150	\$ 27,827
100-03525	RESCUE SERVICE FEES	\$ 3,838,355	\$ 3,930,799	\$ 4,200,000	\$ 2,892,495	\$ 4,101,758	\$ 4,200,000
100-03642	TAX PENALTIES / MISC FEES	\$ 52,466	\$ (102,725)	\$ 60,367	\$ 13,616	\$ 33,616	\$ 30,000
100-03651	ADVERTISING FEES (POLICE)	\$ 7,340	\$ 7,380	\$ 7,416	\$ 5,625	\$ 7,500	\$ 7,000
100-03659	VIN INSPECTION FEES	\$ 39,572	\$ 66,070	\$ 40,000	\$ 43,408	\$ 56,000	\$ 50,000
100-03662	PHOTOCOPY FEES (POLICE)	\$ 1,311	\$ 1,248	\$ 1,253	\$ 997	\$ 1,086	\$ 1,000
100-03663	PET ADOPTION FEES	\$ 3,214	\$ 3,455	\$ 2,958	\$ 2,505	\$ 2,952	\$ 3,000
100-03664	FLAMMABLE PERMIT FEES	\$ 4,870	\$ 2,370	\$ 3,816	\$ 800	\$ 3,816	\$ 1,000
100-03665	POLICE LIQUOR FINES	\$ -	\$ 250	\$ -	\$ -	\$ -	\$ -
100-03666	POLICE WIT & SUBPEONA FEE	\$ 474	\$ 535	\$ 445	\$ 194	\$ 445	\$ 400
100-03669	LIBRARY FINES	\$ (20)	\$ -	\$ -	\$ -	\$ -	\$ -
100-03670	SPORT FRANCHISE FEES	\$ 62,930	\$ 49,000	\$ 56,612	\$ 44,420	\$ 47,500	\$ 50,000
100-03673	SUBDIVISION FILING FEES	\$ 92,589	\$ 61,401	\$ 54,452	\$ 68,766	\$ 110,000	\$ 70,000
100-03675	TAX LIEN CERTIFICATES	\$ 92,741	\$ 59,495	\$ 88,753	\$ 39,176	\$ 52,000	\$ 50,000
100-03676	STATE FINES & PENALTIES	\$ 119,689	\$ 140,381	\$ 111,359	\$ 102,603	\$ 136,804	\$ 100,000
13-915	PHOTOCOPY FEES	\$ 35,831	\$ 19,988	\$ 32,000	\$ 14,367	\$ 22,500	\$ 20,000
13-929	ADVERTISING FEES	\$ 5,547	\$ 5,239	\$ 6,454	\$ 2,407	\$ 3,210	\$ 5,000
14-928	PROBATE COURT FEES	\$ 177,601	\$ 191,162	\$ 164,797	\$ 121,542	\$ 150,000	\$ 150,000
14-929	PROBATE ADVERTISING FEES	\$ 26,810	\$ 25,105	\$ 26,059	\$ 19,333	\$ 25,000	\$ 25,000
30-984	FINGERPRINTING	\$ 2,873	\$ 2,286	\$ 3,259	\$ 1,591	\$ 2,121	\$ 2,000
30-989	ACCIDENT REPORT FEES	\$ 52,845	\$ 41,370	\$ 52,632	\$ 47,220	\$ 62,960	\$ 50,000
35-946	SMOKE DETECTOR FEE	\$ 50,275	\$ 37,170	\$ 47,635	\$ 23,555	\$ 31,407	\$ 35,000
36-940	BUILDING VARIANCE FEES	\$ 2,100	\$ 750	\$ 1,344	\$ 1,250	\$ 1,667	\$ 1,250
36-941	PROPERTY REGISTRATION FEE	\$ 18,950	\$ 12,100	\$ 14,783	\$ 5,200	\$ 6,933	\$ 12,000
45-942	MOORING FEES	\$ 72,983	\$ 72,923	\$ 61,657	\$ 55,438	\$ 73,917	\$ 70,000
45-951	RENTAL INCOME - PARKS AND REC	\$ -	\$ 10,450	\$ -	\$ 7,416	\$ 7,416	\$ -
45-956	HARBOR FINES	\$ -	\$ -	\$ -	\$ 140	\$ -	\$ -
45-957	BEACH FEES	\$ 93,513	\$ 119,159	\$ 150,000	\$ 84,581	\$ 125,000	\$ 125,000

CITY OF WARWICK, RI
 PROPOSED GENERAL FUND REVENUE BUDGET
 FISCAL YEAR 2024 - 2025

ACCOUNT NUMBER	ACCOUNT DESCRIPTION	FY2022	FY2023	FY2024	FY2024	FY2024	FY 2025
		ACTUAL	ACTUAL	REVISED	YTD 03-31-24	PROJECTED	PROPOSED
45-961	FOOD TRUCK FEES	\$ 4,237	\$ 3,077	\$ 3,435	\$ 1,921	\$ 2,500	\$ 3,000
46-949	HUMAN SERVICES PROGRAM FEES	\$ 3,300	\$ -	\$ -	\$ -	\$ -	\$ -
47-949	SENIOR CENTER FEES	\$ 16,892	\$ 18,747	\$ 15,000	\$ 15,183	\$ 20,243	\$ 20,000
48-934	TRANSWICK FEES	\$ 2,840	\$ 5,980	\$ 4,287	\$ 4,090	\$ 5,453	\$ 5,000
60-940	ENGINEERING REVIEW FEES	\$ 26,944	\$ 5,718	\$ 22,655	\$ 22,560	\$ 23,000	\$ 11,685
68-947	RECYCLING FEE	\$ -	\$ 1,700	\$ 1,267	\$ 1,650	\$ 1,700	\$ -
	TOTAL LICENSING AND FEES	\$ 10,270,936	\$ 9,544,497	\$ 10,084,959	\$ 7,282,211	\$ 9,929,632	\$ 9,781,915

CITY OF WARWICK, RI
PROPOSED GENERAL FUND REVENUE BUDGET
FISCAL YEAR 2024 - 2025

ACCOUNT NUMBER	ACCOUNT DESCRIPTION	FY2022	FY2023	FY2024	FY2024	FY2024	FY 2025
		ACTUAL	ACTUAL	REVISED	YTD 03-31-24	PROJECTED	PROPOSED
100-03321	RECREATIONAL CANNABIS	\$ -	\$ 315,336	\$ 900,000	\$ 512,270	\$ 1,024,539	\$ 1,055,275
100-03322	MEAL TAX	\$ 3,337,675	\$ 3,759,384	\$ 4,005,004	\$ 1,938,831	\$ 4,020,540	\$ 4,172,815
100-03324	AIRPORT - EDC	\$ 742,618	\$ 768,857	\$ 747,078	\$ -	\$ 747,078	\$ 747,078
100-03326	AIRPORT PARKING FEES	\$ 500,000	\$ 500,000	\$ 500,000	\$ 250,000	\$ 500,000	\$ 500,000
100-03328	AIRPORT CAR RENTAL SURCHARGE	\$ 676,476	\$ 817,109	\$ 800,000	\$ 159,643	\$ 850,000	\$ 850,000
100-03329	AIRPORT PARKING SURCHARGE	\$ 909,008	\$ 1,305,672	\$ 1,300,000	\$ 616,176	\$ 1,400,000	\$ 1,350,000
100-03512	MUNICIPAL COURT FINES	\$ 292,260	\$ 329,416	\$ 300,000	\$ 220,710	\$ 295,000	\$ 1,600,000
100-03612	INTEREST ON TAXES	\$ 1,994,916	\$ 2,195,243	\$ 1,250,000	\$ 1,620,963	\$ 2,161,000	\$ 1,800,000
100-03613	INTEREST EARNED-INVESTMEN	\$ 115,540	\$ 2,053,634	\$ 1,500,000	\$ 2,636,235	\$ 3,500,000	\$ 3,000,000
100-03618	WARWICK HOUSING AUTHORITY	\$ 148,208	\$ 157,369	\$ 146,633	\$ -	\$ 150,000	\$ 157,369
100-03625	ROOM OCCUPANCY TAX-STATE	\$ 1,105,392	\$ 1,301,284	\$ 1,506,307	\$ 712,700	\$ 1,600,000	\$ 1,600,000
100-03627	HOTEL TAX-ECON DEVELOP	\$ 734,156	\$ 864,924	\$ 800,000	\$ 472,945	\$ 850,000	\$ 800,000
100-03629	PROPERTY LEASES	\$ 1,001	\$ 1,001	\$ 1,001	\$ 1,001	\$ 1,000	\$ 1,000
100-03632	MISCELLANEOUS INCOME	\$ 44,022	\$ 85,562	\$ 100,000	\$ 28,460	\$ 37,947	\$ 50,000
100-03643	TAX TITLES-CHGS & INTERST	\$ 10,222	\$ 810	\$ 4,957	\$ -	\$ 4,957	\$ -
100-03644	TAX TITLES-DRAW OF DEEDS	\$ 24,200	\$ 13,000	\$ 12,289	\$ 7,200	\$ 12,289	\$ 10,900
100-03645	TAX TITLES-INTEREST	\$ 18,684	\$ 3,202	\$ 8,710	\$ -	\$ 8,710	\$ 5,471
100-03646	TAX TITLES-TAX COLLECTED	\$ 19,259	\$ 372	\$ 8,087	\$ -	\$ 8,087	\$ 6,034
100-03647	AT&T/SPRINT/METRO RENTAL INC	\$ 189,370	\$ -	\$ -	\$ -	\$ -	\$ -
100-03649	CITY CLERK - OVER/SHORT	\$ 31	\$ 22	\$ -	\$ 29	\$ 50	\$ -
100-03652	RENTAL INCOME-TOWERS	\$ 71,607	\$ 223,203	\$ 275,000	\$ 205,710	\$ 274,280	\$ 275,000
100-03678	SALE OF CITY PROPERTY	\$ -	\$ 14,498	\$ -	\$ 18,453	\$ 18,453	\$ 15,000
100-03679	SALE OF CITY REAL ESTATE	\$ 324,100	\$ 3,530,493	\$ 2,500,000	\$ 548,271	\$ 548,271	\$ 1,900,000
13-997	REALTY TAX - ACQUIRED PROPERTIES	\$ 185,768	\$ 271,186	\$ 200,000	\$ -	\$ -	\$ -
21-541	EARNINGS ON CAPT. PROJECT	\$ 242	\$ 1,043	\$ 488	\$ -	\$ 488	\$ 488
30-624	SPECIAL DETAIL ADMIN FEES	\$ 77,122	\$ 92,735	\$ 82,420	\$ 45,873	\$ 93,384	\$ 85,000
30-625	SPEC DETAIL CRUISER FEES	\$ 570,614	\$ 490,525	\$ 550,000	\$ 406,885	\$ 550,000	\$ 550,000
41-951	RENTAL INCOME	\$ -	\$ 7,500	\$ -	\$ 5,150	\$ 5,150	\$ 5,000
64-941	REIMBURSEMENT-SCHOOL	\$ 41,495	\$ 17,642	\$ 33,949	\$ 17,762	\$ 17,762	\$ 18,000
68-956	SALE OF SCRAP METAL	\$ 36,508	\$ 20,778	\$ 26,874	\$ 40,669	\$ 41,000	\$ 30,000
68-958	SALE OF COMPOST/WOOD CHIP	\$ 1,391	\$ 704	\$ 1,101	\$ 270	\$ 540	\$ -
68-959	SALE OF TEXTILES	\$ -	\$ 13	\$ -	\$ -	\$ -	\$ -
68-962	SALE-REFUSE CONTAINERS	\$ -	\$ 190	\$ 190	\$ 192	\$ 384	\$ -
75-907	EMPLOYEE HEALTHCARE COPAYMENT	\$ 2,241,794	\$ 2,381,469	\$ 2,446,793	\$ 1,882,188	\$ 2,509,584	\$ 2,509,584
76-901	INSURANCE PROCEEDS	\$ 25,861	\$ 4,907	\$ -	\$ -	\$ -	\$ -
76-981	INSURANCE PROCEEDS-VEHICLES	\$ 522	\$ 251,512	\$ 200,000	\$ 66,926	\$ 70,000	\$ 200,000
76-982	INSURANCE PROCEEDS-POLICE	\$ 101,452	\$ 137,563	\$ 40,000	\$ 79,107	\$ 80,000	\$ 100,000
76-983	INSURANCE PROCEEDS-FIRE	\$ 61,541	\$ 32,219	\$ 50,000	\$ 36,434	\$ 40,000	\$ 50,000
89-934	SCHOOL RESTRICTED REVENUE	\$ 54,861	\$ 140,797	\$ 25,000	\$ 105,349	\$ 50,496	\$ -
89-961	REIMBURSEMENT-OTHER	\$ 2,108,319	\$ 2,192,843	\$ 1,105,500	\$ 1,362,731	\$ 1,105,500	\$ 1,130,000
	TOTAL OTHER	\$ 16,766,235	\$ 24,284,015	\$ 21,427,381	\$ 13,999,133	\$ 22,576,490	\$ 24,574,014

**CITY OF WARWICK, RI
PROPOSED GENERAL FUND REVENUE BUDGET
FISCAL YEAR 2024 - 2025**

ACCOUNT NUMBER	ACCOUNT DESCRIPTION	FY2022	FY2023	FY2024	FY2024	FY2024	FY 2025
		ACTUAL	ACTUAL	REVISED	YTD 03-31-24	PROJECTED	PROPOSED
12-612	LEGAL	\$ 15,608	\$ 17,168	\$ 12,230	\$ 4,860	\$ 12,230	\$ 15,000
15-612/14	PERSONNEL	\$ 1,668	\$ 632	\$ 930	\$ 123	\$ 930	\$ 930
18-612/14	FINANCE	\$ 30,218	\$ 41,138	\$ 41,054	\$ 17,013	\$ 41,054	\$ 41,054
19-612/14	TREASURY	\$ 814	\$ 1,411	\$ 1,066	\$ 591	\$ 1,066	\$ 1,066
22-612/14	COLLECTORS	\$ 1,038	\$ 1,290	\$ 6,605	\$ 453	\$ 6,605	\$ 6,605
25-612/14	MIS	\$ 125,731	\$ 122,760	\$ 141,183	\$ 74,906	\$ 141,183	\$ 141,183
26-612/14	PURCHASING	\$ 346	\$ 507	\$ 281	\$ 48	\$ 281	\$ 281
65-612	DPW AUTO	\$ 20,815	\$ 32,229	\$ 27,446	\$ 34,259	\$ 27,446	\$ 27,446
65-613	DPW AUTO	\$ 11,457	\$ 24,111	\$ 16,975	\$ 7,400	\$ 16,975	\$ 16,975
75-600/05	PERSONNEL-SEWER FRINGE TRANSFER	\$ 2,063,031	\$ 2,366,884	\$ 2,127,986	\$ 1,187,379	\$ 2,127,986	\$ 2,250,000
76-612/14	INSURANCE	\$ 445,045	\$ 143,805	\$ 385,282	\$ 147,975	\$ 385,282	\$ 385,282
78-612/14	POSTAGE	\$ 2,714	\$ 7,222	\$ 4,783	\$ 1,438	\$ 4,783	\$ 5,000
	TOTAL FUND TRANSFERS	\$ 2,718,485	\$ 2,759,157	\$ 2,765,821	\$ 1,476,445	\$ 2,765,821	\$ 2,890,822
100 -03690	FUND BALANCE DRAWDOWN	\$ -	\$ 2,358,970	\$ 7,109,498	\$ -	\$ 1,363,062	\$ 2,765,135
100-0395	TRANSFER FROM OTHER FUNDS	\$ 164,558	\$ 61	\$ -	\$ 2,128	\$ 2,128	\$ 862,463
100 -03315	AMERICAN RESCUE PLAN	\$ 2,800,945		\$ -	\$ -	\$ -	\$ -
100 -03100	PROPERTY TAX REVENUE	\$ 237,056,823	\$ 226,287,292	\$ 232,163,192	\$ 198,721,185	\$ 233,200,000	\$ 234,379,792
	TOTAL GENERAL FUND REVENUES	\$ 328,726,292	\$ 339,478,977	\$ 353,211,452	\$ 273,617,503	\$ 351,572,601	\$ 360,847,437

**CITY OF WARWICK
PROPERTY TAX REVENUES
TABLE 4**

	FISCAL 2023			REVISED FISCAL 2024			FISCAL 2025		
	VALUE	RATE	TAX	VALUE	RATE	TAX	VALUE	RATE	TAX
CLASS 1									
RESIDENTIAL	7,392,037,626	\$ 18.73	\$ 138,452,865	10,261,352,360	14.19	\$145,608,590	10,301,430,800	14.40	\$148,340,604
FROZEN	100,383,375	various	1,427,298	102,780,185	various	1,458,451	138,989,784	various	1,427,298
CLASS 2									
COMMERCIAL AND INDUSTRIAL	2,416,202,897	\$ 28.10	\$ 67,895,301	2,744,810,300	24.83	\$68,153,640	2,773,339,100	25.20	\$69,888,145
CLASS 3									
TANGIBLE PERSONAL PROPERTY	592,655,770	\$ 37.46	\$ 22,200,885	598,838,994	37.46	\$22,432,509	605,200,000	37.46	\$22,670,792
INVENTORY	0		\$ -						
CLASS 4									
MOTOR VEHICLE	0	\$ -	\$ -						
GROSS TAX LEVY	10,501,279,668		\$ 229,976,349	13,707,781,839		237,653,189	13,818,959,684		\$242,326,839
EXEMPTIONS									
CLASS 1	192,970,989	\$ 18.73	\$ (3,614,347)	263,035,864	14.19	(3,732,479)	288,924,167	14.40	(4,160,508)
CLASS 2									
CLASS 3							81,603,830	37.46	(3,056,879)
CLASS 4		\$ -	\$ -						
CREDITS/ADJ									
FINAL NET LEVY			\$ 226,362,003			\$ 233,920,711			\$ 235,109,451
LESS ABATEMENTS/TAX CREDITS			\$ (1,250,000)			\$ (350,000)			\$ (350,000)
			\$ 225,112,003			\$ 233,570,711			\$ 234,759,451
CURRENT YEAR COLLECTIONS		99.50%	223,986,443		99.20%	231,702,145		99.20%	232,881,376
PRIOR YEAR COLLECTIONS			\$ 1,498,416			\$1,498,416			\$1,498,416
TOTAL COLLECTIONS			\$ 225,484,859			\$ 233,200,561			\$ 234,379,792